

k 028/6

Minna no Nihongo I

# みんなの 日本語

初級 I 翻訳・文法解説 英語版  
Translation & Grammatical Notes



スリーイーネットワーク

**Minna no Nihongo I**

**みんなの  
日本語**

**初級 I 翻訳・文法解説 英語版**  
Translation & Grammatical Notes

**Minna no Nihongo I**

**みんなの  
日本語**

**初級 I 翻訳・文法解説 英語版**  
Translation & Grammatical Notes



**スリーイーネットワーク**

© 1998 by 3A Corporation

All rights reserved. No part of this publication may be reproduced, stored in a retrieval system, or transmitted in any form or by any means, electronic, mechanical, photocopying, recording, or otherwise, without the prior written permission of the Publisher.

Published by 3A Corporation

Shoei Bldg., 6-3, Sarugaku-cho 2-chome, Chiyoda-ku, Tokyo 101-0064, Japan

ISBN4-88319-107-9 C0081

First published 1998

Printed in Japan

# FOREWORD

As the title ***Minna no Nihongo*** indicates, this book has been designed to make the study of Japanese as enjoyable and interesting as possible for students and teachers alike. Over three years in the planning and compilation, it stands as a complete textbook in itself while acting as a companion volume to the highly regarded ***Shin Nihongo no Kiso***.

As readers may know, ***Shin Nihongo no Kiso*** is a comprehensive introduction to elementary Japanese that serves as a highly efficient resource enabling students wishing to master basic Japanese conversation to do so in the shortest possible time. As such, although it was originally developed for use by AOTS's technical trainees, it is now used by a wide range of people both in Japan and abroad.

The teaching of Japanese is branching out in many different ways. Japanese economic and industrial growth has led to a greater level of interchange between Japan and other countries, and non-Japanese from a wide variety of backgrounds have come to Japan with a range of different objectives and are now living within local communities here. The changes in the social milieu surrounding the teaching of Japanese that have resulted from this influx of people from other countries have in turn influenced the individual situations in which Japanese is taught. There is now a greater diversity of learning needs, and they require individual responses.

It is against this background, and in response to the opinions and hopes expressed by a large number of people who have been involved in the teaching of Japanese for many years both in Japan and elsewhere, that 3A Corporation proudly publishes ***Minna no Nihongo***. While the book continues to make use of the clarity and ease of understanding provided by the special features, key learning points and learning methods of ***Shin Nihongo no Kiso***, the scenes, situations and characters in ***Minna no Nihongo*** have been made more universal in order to appeal to a wider range of learners. Its contents have been enhanced in this way to allow all kinds of students to use it for studying Japanese with pleasure.

***Minna no Nihongo*** is aimed at anyone who urgently needs to learn to communicate in Japanese in any situation, whether at work, school, college or in their local community. Although it is an introductory text, efforts have been made to make the exchanges between Japanese and foreign characters in the book reflect Japanese

social conditions and everyday life as faithfully as possible. While it is intended principally for those who have already left full-time education, it can also be recommended as an excellent textbook for university entrance courses as well as short-term intensive courses at technical colleges and universities.

We at 3A Corporation are continuing actively to produce new study materials designed to meet the individual needs of an increasingly wide range of learners, and we sincerely hope that readers will continue to give us their valued support.

In conclusion, I should like to mention the extensive help we received in the preparation of this text, in the form of suggestions and comments from various quarters and trials of the materials in actual lessons, for which we are extremely grateful. 3A Corporation intends to continue extending its network of friendship all over the world through activities such as the publishing of Japanese study materials, and we hope that everyone who knows us will continue to lend us their unstinting encouragement and support in this.

Iwao Ogawa  
President, 3A Corporation  
March 1998

# EXPLANATORY NOTES

## I. Structure

The learning materials consist of a Main Text, a Translation and Grammar Text and a set of cassette tapes. The Translation and Grammar Text is currently available in English. Versions in other languages will be published shortly.

The materials have been prepared with the main emphasis on listening and speaking Japanese; they do not provide instruction in reading and writing hiragana, katakana or kanji.

## II. Content and Method of Use

### 1. Main Text

#### 1) Japanese Pronunciation

This section gives examples of the main characteristics of Japanese pronunciation.

#### 2) Classroom instructions, greetings, numerals

These are useful for understanding classroom instructions and daily greetings. They are frequently used by teachers in class.

#### 3) Lessons

There are 25 lessons, and each contains the following:

##### ① Sentence Patterns

Basic sentence patterns are shown in the order they appear.

##### ② Example Sentences

A small dialogue in the style of a question and answer is given to show how the sentence patterns are used in practical conversation. New adverbs, conjunctions, and other grammatical points are also introduced.


##### ③ Conversation

In the conversations, various foreign people staying in Japan appear in a variety of situations. The conversations include everyday expressions and greetings. As they are simple, learning them by heart is recommended. If time allows, students should try developing the conversation by applying the reference words given in each lesson of the Translation and Grammar Text in order to maximize their communication skills.

#### ④ Drills


The drills are divided into three levels: A, B, and C.

Drill A is visually designed in chart style to help understanding of the grammatical structure. The style helps students to learn systematically the basic sentence patterns through substitution drills, and applying verb forms and conjugations following the chart.

Drill B has various drill patterns to strengthen students' grasp of the basic sentence patterns. Follow the directions given in each practice. Drills marked with a  sign use pictorial charts.

Drill C is given in discourse style to show how the sentence patterns function in actual situations, and to enhance practical oral skills. Do not simply read, repeat and substitute, but try making your own substitution, enrich the content, and develop the story.

#### ⑤ Practice

Two kinds of practices are given: one type for listening (  ) and the other for grammar practice.

The listening practice is further divided into a question asking for a personal answer, and a question confirming the key point of the given discourse. The listening practices are designed to strengthen students' aural skills, while the grammar practices check comprehension of vocabulary and the grammar points in the lessons studied.

The reading practices mostly require students to give a true or false response after reading a simple story compiled with words and sentence patterns from the lessons learned.

#### ⑥ Review

This is provided to enable students to go over the essential points every several lessons studied.

#### ⑦ Summary

At the end of the Main Text, a summary of grammatical points is given, such as the use of the particles, verb forms, adverbs and conjunctions, using example sentences appearing in the respective lessons.

#### ⑧ Index

This includes classroom instructions, greetings, numerals, new

vocabulary, and idiomatic expressions introduced in each lesson of the Main Text.

## **2. Translation and Grammar Text**

- 1) Explanations of the general features and pronunciation of Japanese as well as the Japanese writing system**
- 2) Translation of classroom instructions and greetings in the Main Text**
- 3) The following are given in each of the 25 lessons.**
  - ① new vocabulary and its translation
  - ② translation of Sentence Patterns, Example Sentences, and Conversation
  - ③ useful words related to the lesson and small pieces of information on Japan and the Japanese
  - ④ explanation of essential grammar appearing in the lesson
- 4) Translation of the particles, how to use the forms, adverbs and adverbial expressions, and various conjugations found at the back of the Main Text**
- 5) Tables showing how to express numbers, time, periods of time, and counters, etc. including items which the textbook does not cover**

## **3. Cassette Tapes**

On the cassette tapes, Vocabulary, Sentence Patterns, Example Sentences, Drill C, Conversation and listening comprehension questions of the Practice section are recorded.

Students should pay attention to the pronunciation and intonation when listening to the Vocabulary, Sentence Patterns and Example Sentences. When listening to Drill C and Conversation, try to get accustomed to the natural speed of the language.

## **4. Kanji Usage**

- 1) Kanji usage is based on じょうようかんじひょう 常用漢字表, which is an official list of the most commonly used Chinese characters in Japan.
  - ① じゅくじくん 熟字訓 (words which are made by a combination of two or more kanji and have a special reading) shown in the Appendix Chart of じょうようかんじひょう 常用漢字表

are written in kanji.

e.g. 友達<sup>ともだち</sup> friend 果物<sup>くだもの</sup> fruit 眼鏡<sup>めがね</sup> glasses

- ② Proper nouns are written with their own Chinese characters even if their readings are non-standard.

e.g. 大阪<sup>おおさか</sup> Osaka 奈良<sup>なら</sup> Nara 歌舞伎<sup>かぶき</sup> Kabuki

- 2) For freeing students from confusion, some words are given in kana although they are included in 常用漢字表<sup>じょうようかんじひょう</sup> and its Appendix Chart.

e.g. ある (有る<sup>あ</sup> possess・在る<sup>あ</sup> exist) たぶん (多分<sup>たぶん</sup>) perhaps  
きのう (昨日<sup>きのう</sup>) yesterday

- 3) Numbers are principally shown in Arabic numerals.

e.g. 9時<sup>じ</sup> 9 o'clock 4月1日<sup>がついついち</sup> 1st April 1つ<sup>ひと</sup> one (thing)

However kanji is used in the following cases.

e.g. 一人で<sup>ひとり</sup> by oneself 一度<sup>いちど</sup> one time 一万円札<sup>いちまんえんさつ</sup> ten thousand yen bill

## 5. Miscellaneous

- 1) Words which can be omitted from a sentence are enclosed in square brackets [ ].

e.g. 父は 54[歳]です。 My father is 54 years old.

- 2) Synonyms are enclosed in round brackets ( ).

e.g. だれ (どなた) who

- 3) The part for an alternative word is denoted by ~.

e.g. ~はいかがですか。 How would you like ~?

If the alternative part is a numeral, - is used.

e.g. -歳<sup>さい</sup> - years old -円<sup>えん</sup> - yen -時間<sup>じかん</sup> - hours

# TO USERS OF THIS TEXTBOOK

## The most effective way to study

### 1. Learn each word carefully.

The *Translation & Grammatical Notes* introduces the new words for each lesson. First, listen to the tape and learn these words thoroughly, paying special attention to the correct pronunciation and accent. Try to make sentences with the new words. It is important to memorize not only a word itself, but its use in a sentence.

### 2. Practice the sentence patterns.

Make sure you understand the meaning of each sentence pattern, and do *Drills A* and *B* until you have mastered the pattern. Say the sentences aloud, especially when doing *Drill B*.

### 3. Practice the conversation drills.

Sentence-pattern practice is followed by conversation practice. The example conversations show the various situations in actual daily life in which people from abroad will often need to use Japanese. Start by doing *Drill C* to get accustomed to the pattern. Don't practice only the dialogue pattern, but try to expand the dialogue. And learn how to communicate suitably according to the situations by practicing the conversation.

### 4. Listen to the cassette tape repeatedly.

When practicing *Drill C* and *Conversation*, listen to the tape and say the dialogue aloud to make sure you acquire the correct pronunciation and intonation. Listening to the tape is the most effective way to get used to the sound and speed of Japanese and to improve your listening ability.

### 5. Always remember to review and prepare.

So as not to forget what you have learned in class, always review it the same day. Finally, do the questions at the end of each lesson in order to check what you have learnt and to test your listening comprehension. And, if you have time, look through the words and grammar explanation for the next lesson. Basic preparation is necessary for effective study.

### 6. Use what you have learnt.

Don't limit your learning to the classroom. Try to talk to Japanese people. Using what you have just learnt is the best way to progress.

If you complete this textbook following the above suggestions, you will have acquired the basic vocabulary and expressions necessary for daily life in Japan.

# CHARACTERS IN THE CONVERSATIONS



**Mike Miller**

American, employee of IMC



**Sato Keiko**

Japanese, employee of IMC



**Jose Santos**

Brazilian, employee of Brazil Air



**Maria Santos**

Brazilian, housewife



**Karina**

Indonesian, student at Fuji University



**Wang Xue**

Chinese, doctor at Kobe Hospital



**Yamada Ichiro**

Japanese, employee of IMC



**Yamada Tomoko**

Japanese, bank clerk



**Matsumoto Tadashi**

Japanese,  
department chief at IMC



**Matsumoto Yoshiko**

Japanese, housewife



**Kimura Izumi**

Japanese, announcer

— Other Characters —



**Watt**

British,  
professor at Sakura University



**Schmidt**

German,  
engineer at Power Electric Company



**Lee**

Korean,  
research worker at AKC



**Teresa**

Brazilian, schoolgirl (9 yrs.),  
daughter of Jose & Maria Santos



**Taro**

Japanese, schoolboy (8 yrs.),  
son of Ichiro & Tomoko Yamada.



**Gupta**

Indian, employee of IMC



**Thawaphon**

Thai, student at Japanese language school

※IMC (computer software company)

※AKC (アジア<sup>けんきゅう</sup>研究センター: Asia Research Institute)

# CONTENTS

<b>INTRODUCTION</b> .....	2
<b>I. General Features of Japanese</b>	
<b>II. Japanese Script</b>	
<b>III. Pronunciation of Japanese</b>	
<b>PRELIMINARY LESSON</b> .....	8
<b>I. Pronunciation</b>	
<b>II. Classroom Instructions</b>	
<b>III. Daily Greetings and Expressions</b>	
<b>IV. Numerals</b>	
<b>TERMS USED FOR INSTRUCTION</b> .....	10
<b>ABBREVIATIONS</b> .....	11
<b>LESSON 1</b> .....	12
<b>I. Vocabulary</b>	
<b>II. Translation</b>	
Sentence Patterns & Example Sentences	
Conversation:	
How do you do?	
<b>III. Reference Words &amp; Information:</b>	
COUNTRY, PEOPLE & LANGUAGE	
<b>IV. Grammar Explanation</b>	
1. N <sub>1</sub> は N <sub>2</sub> です	
2. N <sub>1</sub> は N <sub>2</sub> じゃ ありません	
3. Sか	
4. Nも	
5. N <sub>1</sub> の N <sub>2</sub>	
6. ~さん	
<b>LESSON 2</b> .....	18
<b>I. Vocabulary</b>	
<b>II. Translation</b>	
Sentence Patterns & Example Sentences	
Conversation:	
This is just a token	
<b>III. Reference Words &amp; Information:</b>	
FAMILY NAMES	
<b>IV. Grammar Explanation</b>	
1. これ/それ/あれ	
2. この N/その N/あの N	
3. そうです/そうじゃ ありません	
4. S <sub>1</sub> か、S <sub>2</sub> か	
5. N <sub>1</sub> の N <sub>2</sub>	
6. そうですか	

**LESSON 3** .....24

**I. Vocabulary**

**II. Translation**

Sentence Patterns & Example Sentences

Conversation:

I'll take it

**III. Reference Words & Information:**

DEPARTMENT STORE

**IV. Grammar Explanation**

1. ここ／そこ／あそこ／こちら／  
そちら／あちら
2. N<sub>1</sub>は N<sub>2</sub> (place)です
3. どこ／どちら
4. N<sub>1</sub>の N<sub>2</sub>
5. The こ／そ／あ／ど system of  
demonstrative words
6. お国<sup>くに</sup>

**LESSON 4** .....30

**I. Vocabulary**

**II. Translation**

Sentence Patterns & Example Sentences

Conversation:

What are your opening hours?

**III. Reference Words & Information:**

PHONE & LETTER

**IV. Grammar Explanation**

1. 今 - 時<sup>いま</sup> - 分<sup>じ</sup> - 分<sup>ぶん</sup>です
2. Vます
3. Vます／Vません／Vました／  
Vませんでした
4. N (time) に V
5. N<sub>1</sub>から N<sub>2</sub>まで
6. N<sub>1</sub>と N<sub>2</sub>
7. Sね

**LESSON 5** .....36

**I. Vocabulary**

**II. Translation**

Sentence Patterns & Example Sentences

Conversation:

Does this train go to Koshien?

**III. Reference Words & Information:**

NATIONAL HOLIDAYS

**IV. Grammar Explanation**

1. N (place)へ 行きます／来ます／  
帰ります<sup>かえ</sup>
2. どこ[へ]も 行きません／  
行きませんでした
3. N (vehicle)で 行きます／来ます／  
帰ります<sup>かえ</sup>
4. N (person/animal)と V
5. いつ
6. Sよ

**LESSON 6** .....42

**I. Vocabulary**

**II. Translation**

Sentence Patterns & Example Sentences

Conversation:

Won't you join us?

**III. Reference Words & Information:**

FOOD

**IV. Grammar Explanation**

1. Nを V (transitive)
2. Nを します
3. 何を しますか
4. なん and なに
5. N (place)で V
6. Vませんか
7. Vましょう
8. お～

**LESSON 7** .....48

**I. Vocabulary**

**II. Translation**

Sentence Patterns & Example Sentences

Conversation:

Hello

**III. Reference Words & Information:**

FAMILY

**IV. Grammar Explanation**

1. N (tool/means)で V
2. “Word/Sentence”は ～語で  
何ですか
3. N (person)に あげます, etc.
4. N (person)に もらいます, etc.
5. もう Vました

**LESSON 8** .....54

**I. Vocabulary**

**II. Translation**

Sentence Patterns & Example Sentences

Conversation:

It's almost time to leave

**III. Reference Words & Information:**

COLOR & TASTE

**IV. Grammar Explanation**

1. Adjectives
2. Nは な-adj[な]です  
Nは い-adj(～い)です
3. な-adj な N  
い-adj(～い) N
4. とても/あまり
5. Nは どうですか
6. N<sub>1</sub>は どんな N<sub>2</sub>ですか
7. S<sub>1</sub>が、S<sub>2</sub>
8. どれ

**LESSON 9** .....60

**I. Vocabulary**

**II. Translation**

Sentence Patterns & Example Sentences

Conversation:

That's too bad

**III. Reference Words & Information:**

MUSIC, SPORTS & MOVIES

**IV. Grammar Explanation**

1. Nが あります／わかります  
Nが 好きです／嫌いです／  
上手です／下手です
2. どんな N
3. よく／だいたい／たくさん／少し／  
あまり／全然
4. S<sub>1</sub>から、S<sub>2</sub>
5. どうして

**LESSON 10** .....66

**I. Vocabulary**

**II. Translation**

Sentence Patterns & Example Sentences

Conversation:

Do you have chili sauce in this store?

**III. Reference Words & Information:**

INSIDE THE HOUSE

**IV. Grammar Explanation**

1. Nが あります／います
2. N<sub>1</sub> (place)に N<sub>2</sub>が あります／います
3. N<sub>1</sub>は N<sub>2</sub>(place)に あります／います
4. N<sub>1</sub> (thing/person/place)の N<sub>2</sub> (position)
5. N<sub>1</sub> や N<sub>2</sub>
6. Word (s)ですか
7. チリソースは ありませんか

**LESSON 11** .....72

**I. Vocabulary**

**II. Translation**

Sentence Patterns & Example Sentences

Conversation:

Please send this by sea mail

**III. Reference Words & Information:**

MENU

**IV. Grammar Explanation**

1. Saying numbers
2. Quantifier (period)に 一回 V
3. Quantifierだけ／Nだけ

**LESSON 12** .....78

**I. Vocabulary**

**II. Translation**

Sentence Patterns & Example Sentences

Conversation:

How was the Festival?

**III. Reference Words & Information:**

FESTIVALS & PLACES OF NOTE

**IV. Grammar Explanation**

1. Past tense of noun sentences and  
な-adjective sentences
2. Past tense of い-adjective sentences
3. N<sub>1</sub>は N<sub>2</sub>より adjective です
4. N<sub>1</sub>と N<sub>2</sub>と どちらが adjective ですか  
…N<sub>1</sub>/N<sub>2</sub>の ほうが adjective です
5. N<sub>1</sub> [の中]で 何／どこ／だれ／  
いつが いちばん adjective ですか  
…N<sub>2</sub>が いちばん adjective です

**LESSON 13** .....84

**I. Vocabulary**

**II. Translation**

Sentence Patterns & Example Sentences

Conversation:

Charge us separately

**III. Reference Words & Information:**

TOWN

**IV. Grammar Explanation**

1. Nが 欲しいです
2. Vます-form たいです
3. N (place)へ  $\left. \begin{array}{l} \text{Vます-form} \\ \text{N} \end{array} \right\}$  に  
行きます / 来ます / 帰ります
4. Nに V / Nを V
5. どこか / 何か
6. ご注文

**LESSON 14** .....90

**I. Vocabulary**

**II. Translation**

Sentence Patterns & Example Sentences

Conversation:

To Umeda, please

**III. Reference Words & Information:**

STATION

**IV. Grammar Explanation**

1. Verb conjugation
2. Verb groups
3. Verb て-form
4. Vて-form ください
5. Vて-form います
6. Vます-form ましょうか
7. S<sub>1</sub>が、S<sub>2</sub>
8. Nが V

**LESSON 15** .....96

**I. Vocabulary**

**II. Translation**

Sentence Patterns & Example Sentences

Conversation:

Tell me about your family

**III. Reference Words & Information:**

OCCUPATIONS

**IV. Grammar Explanation**

1. Vて-form も いいです
2. Vて-form は いけません
3. Vて-form います
4. Vて-form います
5. 知りません

**LESSON 16** .....102

**I. Vocabulary**

**II. Translation**

Sentence Patterns & Example Sentences

Conversation:

Tell me how to use this machine

**III. Reference Words & Information:**

HOW TO WITHDRAW MONEY

**IV. Grammar Explanation**

1. Vて-form、[Vて-form]、～
2. い-adj (～い) → ～くて、～
3. N  $\left. \begin{array}{l} \\ \text{な-adj [な]} \end{array} \right\}$  で、～
4. V<sub>1</sub>て-form から、V<sub>2</sub>
5. N<sub>1</sub>は N<sub>2</sub>が adjective
6. どうやって
7. どの N

**LESSON 17**.....108

**I. Vocabulary**

**II. Translation**

Sentence Patterns & Example Sentences

Conversation:

What seems to be the problem?

**III. Reference Words & Information:**

BODY & ILLNESS

**IV. Grammar Explanation**

1. Verb ない-form
2. Vない-form ないで ください
3. Vない-form なければ なりません
4. Vない-form なくても いいです
5. N (object) は
6. N (time) までに V

**LESSON 18**.....114

**I. Vocabulary**

**II. Translation**

Sentence Patterns & Example Sentences

Conversation:

What is your hobby?

**III. Reference Words & Information:**

ACTIONS

**IV. Grammar Explanation**

1. Verb dictionary form
2. N  
V dictionary form こと } が できます
3. わたしの 趣味は { N  
V dictionary form こと } です
4. V<sub>1</sub> dictionary form  
N の } まえに、V<sub>2</sub>  
Quantifier (period)
5. なかなか
6. ぜひ

**LESSON 19**.....120

**I. Vocabulary**

**II. Translation**

Sentence Patterns & Example Sentences

Conversation:

As for my diet, I'll start it tomorrow

**III. Reference Words & Information:**

TRADITIONAL CULTURE & ENTERTAINMENT

**IV. Grammar Explanation**

1. Verb た-form
2. Vた-form ことがあります
3. Vた-form り、Vた-form り します
4. い-adj (〜い) → ~く }  
な-adj [な] → に } なります  
Nに
5. そうですね

**LESSON 20**.....126

**I. Vocabulary**

**II. Translation**

Sentence Patterns & Example Sentences

Conversation:

What will you do for the summer vacation?

**III. Reference Words & Information:**

HOW TO ADDRESS PEOPLE

**IV. Grammar Explanation**

1. Polite style and plain style
2. Proper use of the polite style or the plain style
3. Conversation in the plain style

**I. Vocabulary**

**II. Translation**

Sentence Patterns & Example Sentences

Conversation:

I think so, too

**III. Reference Words & Information:**

POSITIONS IN SOCIETY

**IV. Grammar Explanation**

1. plain form と 思います
2. "S" plain form } と言います
3. V } plain form }  
 い-adj } plain form } でしょう?  
 な-adj } plain form }  
 N } ~だ
4. N<sub>1</sub> (place) で N<sub>2</sub> が あります
5. N (occasion) で
6. N でも V
7. V ない-form ないと……

**I. Vocabulary**

**II. Translation**

Sentence Patterns & Example Sentences

Conversation:

What kind of apartment would you like?

**III. Reference Words & Information:**

CLOTHES

**IV. Grammar Explanation**

1. Noun modification
2. Noun modification by sentences
3. N が
4. V dictionary form 時間 / 約束 / 用事

**I. Vocabulary**

**II. Translation**

Sentence Patterns & Example Sentences

Conversation:

How can I get there?

**III. Reference Words & Information:**

ROAD & TRAFFIC

**IV. Grammar Explanation**

1. V dictionary form }  
 V ない-form }  
 い-adj (~い) } とき、~  
 な-adj な }  
 N の }
2. V dictionary form } とき、~  
 V た-form }
3. V dictionary form と、~
4. N が adjective/V
5. N (place) を V (verb of movement)

**LESSON 24**.....150

**I. Vocabulary**

**II. Translation**

Sentence Patterns & Example Sentences

Conversation:

Will you help me?

**III. Reference Words & Information:**

EXCHANGE OF PRESENTS

**IV. Grammar Explanation**

1. くれます
2. Vて-form  $\left\{ \begin{array}{l} \text{あげます} \\ \text{もらいます} \\ \text{くれます} \end{array} \right.$
3. N (person)が V
4. Interrogativeが V

**LESSON 25**.....156

**I. Vocabulary**

**II. Translation**

Sentence Patterns & Example Sentences

Conversation:

Thank you for having been kind to me

**III. Reference Words & Information:**

LIFE

**IV. Grammar Explanation**

1. plain past formら、～
2. Vた-formら、～
3. Vて-form  $\left. \begin{array}{l} \text{い-adj (～い)} \rightarrow \sim\text{くて} \\ \text{な-adj [な]} \rightarrow \text{で} \\ \text{Nで} \end{array} \right\} \text{も、～}$
4. もし and いくら
5. Nが

**SUMMARY LESSON** .....163

**I. Particles**

**II. How to Use the Forms**

**III. Adverbs and Adverbial Expressions**

**IV. Various Conjunctions**

**APPENDICES** .....172

**I. Numerals**

**II. Expressions of time**

**III. Expressions of period**

**IV. Counters**

**V. Conjugation of verbs**

# INTRODUCTION

## I . General Features of Japanese

### 1. Parts of Speech

The Japanese language is comprised of verbs, adjectives, nouns, adverbs, conjunctions and particles.

### 2. Word Order

A predicate always comes at the end of a sentence. A modifier always comes before the word or phrase to be modified.

### 3. Predicate

There are three types of predicates in Japanese: noun, verb and adjective. A predicate inflects according to whether it is (1) affirmative or negative and (2) non-past or past.

Adjectives are divided into two types according to their type of inflection.

They are called い-adjectives and な-adjectives.

In Japanese, words do not inflect for person, gender or number.

### 4. Particle

A particle is used to show the grammatical relation between words, to show the speaker's intention or to connect sentences.

### 5. Omission

Words or phrases are often omitted if they are understood from the context.

Even the subject and object of a sentence are often omitted.

## II . Japanese Script

There are three kinds of letters in Japanese: hiragana, katakana and kanji (Chinese characters). Hiragana and katakana are phonetic representations of sounds, and each letter basically corresponds to one mora (a unit of sound. See III). Kanji convey meanings as well as sounds.

In Japanese script, all three types of letters are used together. Katakana are used to write foreign names and loan words. 1945 kanji letters are fixed as essential for daily use. Hiragana are used to write particles, the inflectable parts of words, etc. Other than these three types of letters, romaji (Roman letters) are sometimes used for the convenience of foreigners. You may see romaji at stations and on signboards. Below are examples of all four types of script.

田中 さん は ミラー さん と デパート へ 行 きます。

○ □ □ △ □ □ △ □ ○ □

Mr. Tanaka is going to the department store with Mr. Miller.

大阪 O s a k a

○

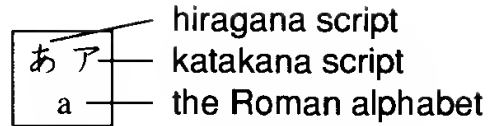
☆

(○ - kanji □ - hiragana △ - katakana ☆ - romaji)

# III. Pronunciation of Japanese

## 1. Kana and Mora

e.g.,



	あ-line	い-line	う-line	え-line	お-line
あ-row	あア a	いイ i	うウ u	えエ e	おオ o
か-row k	かカ ka	きキ ki	くク ku	けケ ke	こコ ko
さ-row s	さサ sa	しシ shi	すス su	せセ se	そソ so
た-row t	たタ ta	ちチ chi	つツ tsu	てテ te	とト to
な-row n	なナ na	にニ ni	ぬヌ nu	ねネ ne	のノ no
は-row h	はハ ha	ひヒ hi	ふフ fu	へヘ he	ほホ ho
ま-row m	まマ ma	みミ mi	むム mu	めメ me	もモ mo
や-row y	やヤ ya	(いイ) (i)	ゆユ yu	(えエ) (e)	よヨ yo
ら-row r	らラ ra	りリ ri	るル ru	れレ re	ろロ ro
わ-row w	わワ wa	(いイ) (i)	(うウ) (u)	(えエ) (e)	をヲ o
	んン n				

きゃキャ kya	きゅキュ kyu	きょキョ kyo
しゃシャ sha	しゅシュ shu	しょシヨ sho
ちゃチャ cha	ちゅチュ chu	ちょチヨ cho
にゃニャ nya	にゅニュ nyu	にょニヨ nyo
ひゃヒャ hya	ひゅヒュ hyu	ひょヒヨ hyo
みゃミャ mya	みゅミュ myu	みょミヨ myo

りゃリャ rya	りゅリュ ryu	りょリヨ ryo
-------------	-------------	-------------

が-row g	がガ ga	ぎギ gi	ぐグ gu	げゲ ge	ごゴ go
ざ-row z	ざザ za	じジ ji	ずズ zu	ぜゼ ze	ぞゾ zo
だ-row d	だダ da	ぢチ ji	づツ zu	でデ de	どド do
ば-row b	ばバ ba	びビ bi	ぶブ bu	べベ be	ぼボ bo
ぱ-row p	ぱパ pa	ぴピ pi	ぷプ pu	ぺペ pe	ぽポ po

ぎゃギャ gya	ぎゅギュ gyu	ぎょギョ gyo
じゃジャ ja	じゅジュ ju	じょジョ jo

びゃビャ bya	びゅビュ byu	びょビヨ byo
ぴゃピャ pya	ぴゅピュ pyu	ぴょピヨ pyo

The katakana letters in the square on the right are not in the above table. They are used to write sounds which are not original Japanese sounds but are needed for use in loan words.

	ウイ wi	ウエ we	ウオ wo
		シェ she	
		チェ che	
ツァ tsa		ツェ tse	ツォ tso
	ティ ti	トゥ tu	
ファ fa	フィ fi	フェ fe	フォ fo
		ジェ je	
	ディ di	ドウ du	
		デュ dyu	

The Japanese language is based on five vowel sounds: あ (a), い (i), う (u), え (e) and お (o) (see the table on the previous page). All spoken sounds are derived from these five vowels. They are used alone or are attached to either a consonant (e.g., k + a = か) or a consonant plus the semi-vowel “y” (e.g., k + y + a = きゃ). The exception to this is a special mora, ん (n), which is not followed by vowels. All of these sounds are of equal length when spoken.

[Note 1] A mora is a unit of sound in Japanese.

[Note 2] In order to write the Japanese language according to the pronunciation, kana are used. (See “Kana and Mora” on the previous page.) One kana letter or one kana letter accompanied by a small kana letter (e.g., きゃ) basically corresponds to one mora.

## 2. Long Vowels

A long vowel is pronounced twice as long as the ordinary vowels あ, い, う, え and お. If you count the length of the vowel あ as one, the length of the long vowel ああ is counted as two. This means あ is one mora long, whereas ああ is two moras long.

Whether a vowel is long or not can change the meaning of the word.

e.g., おばさん (aunt): おばあさん (grandmother)  
おじさん (uncle): おじいさん (grandfather)  
ゆき (snow): ゆうき (courage)  
え (picture): ええ (yes) とる (take): とおる (pass)  
ここ (here): こうこう (high school) へや(room): へいや(plain)  
カード (card) タクシー (taxi) スーパー (supermarket)  
テープ (tape) ノート (notebook)

[Note]

### 1) How to write the long vowels in hiragana

#### (1) The long vowels of the あ-line

Add あ to the hiragana letters belonging to the あ-line.

#### (2) The long vowels of the い-line

Add い to the hiragana letters belonging to the い-line.

#### (3) The long vowels of the う-line

Add う to the hiragana letters belonging to the う-line.

#### (4) The long vowels of the え-line

Add い to the hiragana letters belonging to the え-line.

(exceptions: ええ yes, ねえ say, おねえさん elder sister)

#### (5) The long vowels of the お-line

Add う to the hiragana letters belonging to the お-line.

(exceptions: おおきい big, おおい many, とおい far, and some others)

## 2) How to write the long vowels in katakana

For all the lines, add “—.”

## 3. Pronunciation of ん

ん never appears at the beginning of a word. It constitutes one mora. For easier pronunciation, the way it is said changes according to the sound that comes after it.

1) It is pronounced /n/ before the sounds in the た-, だ-, ら- and な-rows.

e.g., はんたい (opposite) うんどう (sport) せんろ (rail) みんな (all)

2) It is pronounced /m/ before the sounds in the ば-, ぱ- and ま-rows.

e.g., しんぶん (newspaper) えんぴつ (pencil) うんめい (destiny)

3) It is pronounced /ŋ/ before the sounds in the か- and が-rows.

e.g., てんき (weather) けんがく (visit)

## 4. Pronunciation of っ

っ appears before a sound belonging to either the か-, さ-, た- or ぱ-row. In writing loan words, it is also used before sounds belonging to the ざ-row, だ-row, etc. It constitutes one mora and has one mora's length.

e.g., ぶっか (subordinate) : ぶっか (commodity price)

かっさい (fire) : かっさい (applause)

おっと (sound) : おっと (husband)

にっき (diary) ざっし (magazine) きって (stamp)

いっぱい (a cup of~) コっプ (glass) ベっド (bed)

5

## 5. Pronunciation of Letters Combined with や, ゆ or よ

き, ぎ, し, じ, ち, に, ひ, び, び, み or り can combine with や, ゆ or よ, and the two letters together constitute one mora.

e.g., ひゃく (jump) : ひゃく (hundred)

じゅう (freedom) : じゅう (ten)

びょういん (beauty parlor) : びょういん (hospital)

しゃツ (shirt) おちや (tea) ぎゅうにゅう (milk)

きょう (today) ぶちょう (department chief) りょこう (travel)

## 6. Pronunciation of the が-row

The consonant of this row, when it comes at the beginning of a word, is pronounced [g]. In other cases, it is usually pronounced [ŋ]. Recently some Japanese do not differentiate between [g] and [ŋ], and always use [g].

## 7. Devoicing of Vowels [i] and [u]





The vowels [i] and [u] are devoiced and not heard when they come between voiceless consonants. The vowel [u] of す[su] in ~です or ~ます is also devoiced when the sentence finishes with either ~です or ~ます.

e.g., すき (like) したいです (want to do) ききます (listen)

## 8. Accent

The Japanese language has pitch accent. That is, some moras in a word are pronounced high and others low. The words are divided into two types according to whether a word has a falling pitch or not. Words with a falling pitch are subdivided into three types according to where the fall in pitch occurs. The standard Japanese accent is characterized by the fact that the first and the second moras have different pitches, and that the pitch never rises again once it has fallen.

[Types of Accent]

- 1) A fall in pitch does not occur. 【】  
e.g., にわ (garden) はな (nose) なまえ (name) にほんご (Japanese language)
- 2) A fall in pitch comes after the first mora. 【】  
e.g., ほん (book) てんき (weather) らいげつ (next month)
- 3) A fall in pitch comes in the word at some place after the second mora. 【】  
e.g., たまご (egg) ひこうき (airplane) せんせい (teacher)
- 4) A fall in pitch comes after the last mora. 【】  
e.g., くつ (shoes) はな (flower) やすみ (holiday) おとうと (younger brother)

“はな (nose)” in 1) and “はな (flower)” in 4) are alike, but the type of accent is different, because if a particle like が is added after each word 1) is pronounced はなが, whereas 4) is pronounced はなが. The following are some other examples of words whose meaning differ according to the type of accent.

e.g., はし (bridge) : はし (chopsticks) いち (one) : いち (location)

There are local differences in accent. For example, the accent of the area around Osaka is quite different from the standard one. The following are examples.

e.g.,	Tokyo accent	:	Osaka accent
	(standard Japanese accent)		
	<u>は</u> な	:	<u>は</u> な (flower)
	<u>り</u> ん <u>ご</u>	:	<u>り</u> ん <u>ご</u> (apple)
	<u>お</u> ん <u>が</u> く	:	<u>お</u> ん <u>が</u> く (music)

## 9. Intonation

There are three patterns. They are 1) flat, 2) rising and 3) falling. Questions are pronounced with a rising intonation. Other sentences are usually pronounced flat, but sometimes with a falling intonation. A falling intonation can express feelings such as agreement or disappointment, etc.

e.g., 佐藤 : あした友達とお花見をします。【→ flat】

ミラーさんも いっしょに行きませんか。【↗ rising】

ミラー : ああ、いいですねえ。 【↘ falling】

Sato : I'll go to see the cherry blossoms with my friends tomorrow.

Won't you come with us, Mr. Miller?

Miller : Oh, that sounds good.

# PRELIMINARY LESSON

## I. Pronunciation

### 1. Kana and Mora

### 2. Long Vowels

おばさん (aunt) : おばあさん (grandmother)

おじさん (uncle) : おじいさん (grandfather)

ゆき (snow) : ゆうき (courage)

え (picture) : ええ (yes)

とる (take) : とおる (pass)

ここ (here) : こうこう (high school)    へや (room) : へいや (plain)

カード (card)    タクシー (taxi)    スーパー (supermarket)

テープ (tape)    ノート (notebook)

### 3. Pronunciation of ん

えんぴつ (pencil)    みんな (all)    てんき (weather)    きんえん (no smoking)

### 4. Pronunciation of つ

ぶか (subordinate) : ぶっか (commodity price)

かさい (fire) : かっさい (applause)

おと (sound) : おっと (husband)

にっき (diary)    ざっし (magazine)    きって (stamp)

いっぱい (a cup of ~)    コっプ (glass)    ベっド (bed)

### 5. Pronunciation of Letters Combined with や, ゆ or よ

ひゃく (jump) : ひゃく (hundred)

じゅう (freedom) : じゅう (ten)

びょういん (beauty parlor) : びょういん (hospital)

シゃツ (shirt)    おちや (tea)    きゅうにゅう (milk)

きょう (today)    ぶちょう (department chief)    りょこう (travel)

### 6. Accent

にわ (garden)    なまえ (name)    にほんご (Japanese language)    【    】

ほん (book)    てんき (weather)    らいげつ (next month)    【    】

たまご (egg)    ひこうき (airplane)    せんせい (teacher)    【    】

くつ (shoes)    やすみ (holiday)    おとうと (younger brother)    【    】

はし (bridge) : はし (chopsticks)    いち (one) : いち (location)

Tokyo accent    :    Osaka accent

はな    :    ほな    (flower)

りんご    :    りんご    (apple)

おんがく    :    おんがく    (music)

## 7. Intonation

e.g., 佐藤 <sup>さとう</sup> : あした <sup>ともだち</sup> 友達と <sup>はなみ</sup> お花見をします。【→】  
ミラーさんも いっしょに <sup>い</sup> 行きませんか。【↗】

ミラー : ああ、いいですねえ。 【↘】

Sato : I'll go to see the cherry blossoms with my friends tomorrow.  
Won't you come with us, Mr. Miller?

Miller : Oh, that sounds good.

## II. Classroom Instructions

1. Let's begin.
2. Let's finish (the lesson).
3. Let's take a break.
4. Do you understand? (Yes, I do./No, I don't.)
5. Once more.
6. Fine. / Good.
7. That's not OK. / That's wrong.
8. name
9. exam, homework
10. question, answer, example

## III. Daily Greetings and Expressions

1. Good morning.
2. Good afternoon.
3. Good evening.
4. Good night.
5. Good-bye.
6. Thank you very much.
7. Excuse me. / I'm sorry.
8. Please.

## IV. Numerals

- |    |       |
|----|-------|
| 0  | zero  |
| 1  | one   |
| 2  | two   |
| 3  | three |
| 4  | four  |
| 5  | five  |
| 6  | six   |
| 7  | seven |
| 8  | eight |
| 9  | nine  |
| 10 | ten   |

# TERMS USED FOR INSTRUCTION

第一課	lesson -	名詞	noun
句型	sentence pattern	動詞	verb
例文	example sentence	形容詞	adjective
会話	conversation	い形容詞	い-adjective
練習	practice	な形容詞	な-adjective
問題	exercise	助詞	particle
答え	answer	副詞	adverb
読み物	reading practice	接続詞	conjunction
復習	review	数詞	quantifier
		助数詞	counters
目次	contents	疑問詞	interrogative (question word)
索引	index		
文法	grammar	名詞文	noun (predicate) sentence
文	sentence	動詞文	verb (predicate) sentence
		形容詞文	adjective (predicate) sentence
単語 (語)	word		
句	phrase	主語	subject
節	clause	述語	predicate
		目的語	object
発音	pronunciation	主題	topic
母音	vowel		
子音	consonant		
拍	mora	肯定	affirmative
アクセント	accent	否定	negative
イントネーション	intonation	完了	perfective
		未完了	imperfective
[か]行	[か]row	過去	past
[い]列	[い]line	非過去	non-past
丁寧体	polite style of speech		
普通体	plain style of speech		
活用	inflection		
フォーム	form		
～形	～form		
修飾	modification		
例外	exception		

# ABBREVIATIONS

N	noun	(名詞)	e.g. がくせい	つくえ
			student	desk
い-adj	い-adjective	(い形容詞)	e.g. おいしい	たかい
			tasty	high
な-adj	な-adjective	(な形容詞)	e.g. きれい[な]	しずか[な]
			beautiful	quiet
V	verb	(動詞)	e.g. かきます	たべます
			write	eat
S	sentence	(文)	e.g. これは 本です。	
			This is a book.	
			わたしは あした 東京へ 行きます。	
			I will go to Tokyo tomorrow.	

# Lesson 1

## I. Vocabulary

わたし		I
わたしたち		we
あなた		you
あのひと (あのかた)	あの人 (あの方)	that person, he, she (あのかた is the polite equivalent of あのひと)
みなさん	皆さん	ladies and gentlemen, all of you
～さん		Mr., Ms. (title of respect added to a name)
～ちゃん		(suffix often added to a child's name instead of ～さん)
～くん	～君	(suffix often added to a boy's name)
～じん	～人	(suffix meaning "a national of"; e.g., アメリカじん, an American)
せんせい	先生	teacher, instructor (not used when referring to one's own job)
きょうし	教師	teacher, instructor
がくせい	学生	student
かいしゃいん	会社員	company employee
しゃいん	社員	employee of ~ Company (used with a company's name; e.g., IMCのしゃいん)
ぎんこういん	銀行員	bank employee
いしゃ	医者	medical doctor
けんきゅうしゃ	研究者	researcher, scholar
エンジニア		engineer
だいがく	大学	university
びょういん	病院	hospital
でんき	電気	electricity, light
だれ (どなた)		who (どなた is the polite equivalent of だれ)

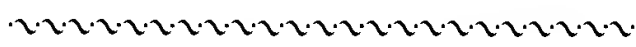
ーさい	ー歳	- years old
なんさい	何歳	how old (おいくつ is the polite equivalent of なんさい)
(おいくつ)		

はい	yes
いいえ	no

しつれいですが	失礼ですが	Excuse me, but
おなまえは?	お名前は?	May I have your name?
はじめまして。	初めまして。	How do you do? (lit. I am meeting you for the first time. Usually used as the first phrase when introducing oneself.)

どうぞ よろしく [おねがいします]。Pleased to meet you. (lit. Please be nice  
 どうぞ よろしく [お願いします]。to me. Usually used at the end of a  
 self-introduction.)

こちらは ~さんです。	This is Mr./Ms. ~.
~から きました。	I came (come) from ~.
~から 来ました。	



アメリカ	U.S.A.
イギリス	U.K.
インド	India
インドネシア	Indonesia
<small>かんこく</small> 韓国	South Korea
タイ	Thailand
<small>ちゆうごく</small> 中国	China
ドイツ	Germany
<small>にほん</small> 日本	Japan
フランス	France
ブラジル	Brazil
さくら大学 / <small>しじうがく</small> 富士大学	fictitious universities
IMC / <small>でんき</small> パワー電気 / ブラジルエアー	fictitious companies
AKC	fictitious institute
<small>こうべびやういん</small> 神戸病院	fictitious hospital

## II. Translation

### Sentence Patterns

1. I am Mike Miller.
2. Mr. Santos is not a student.
3. Is Mr. Miller a company employee?
4. Mr. Santos is also a company employee.

### Example Sentences

1. Are you Mr. Mike Miller?  
...Yes, I am Mike Miller.
2. Are you a student, Mr. Miller?  
...No, I am not a student.  
I am a company employee.
3. Is Mr. Wang an engineer?  
...No, Mr. Wang is not an engineer.  
He is a doctor.
4. Who is that person?  
...He is Professor Watt. He is a teacher at Sakura University.
5. How old is Teresa?  
...She is nine years old.

### Conversation

#### How do you do?

Sato: Good morning.  
Yamada: Good morning.  
Ms. Sato, this is Mr. Mike Miller.  
Miller: How do you do? I am Mike Miller.  
I am from the United States of America.  
Nice to meet you.  
Sato: I am Sato Keiko.  
Nice to meet you.

### III. Reference Words & Information

くに ひと  
国・人・ことば

### COUNTRY, PEOPLE & LANGUAGE

国 Country	人 People	ことば Language
アメリカ (U.S.A.)	アメリカ人	英語 (English)
イギリス (U.K.)	イギリス人	英語 (English)
イタリア (Italy)	イタリア人	イタリア語 (Italian)
イラン (Iran)	イラン人	ペルシア語 (Persian)
インド (India)	インド人	ヒンディー語 (Hindi)
インドネシア (Indonesia)	インドネシア人	インドネシア語 (Indonesian)
エジプト (Egypt)	エジプト人	アラビア語 (Arabic)
オーストラリア (Australia)	オーストラリア人	英語 (English)
カナダ (Canada)	カナダ人	英語 (English) フランス語 (French)
韓国 (South Korea)	韓国人	韓国語 (Korean)
サウジアラビア (Saudi Arabia)	サウジアラビア人	アラビア語 (Arabic)
シンガポール (Singapore)	シンガポール人	英語 (English)
スペイン (Spain)	スペイン人	スペイン語 (Spanish)
タイ (Thailand)	タイ人	タイ語 (Thai)
中国 (China)	中国人	中国語 (Chinese)
ドイツ (Germany)	ドイツ人	ドイツ語 (German)
日本 (Japan)	日本人	日本語 (Japanese)
フランス (France)	フランス人	フランス語 (French)
フィリピン (Philippines)	フィリピン人	フィリピン語 (Filipino)
ブラジル (Brazil)	ブラジル人	ポルトガル語 (Portuguese)
ベトナム (Vietnam)	ベトナム人	ベトナム語 (Vietnamese)
マレーシア (Malaysia)	マレーシア人	マレーシア語 (Malaysian)
メキシコ (Mexico)	メキシコ人	スペイン語 (Spanish)
ロシア (Russia)	ロシア人	ロシア語 (Russian)

## IV. Grammar Explanation

### 1. $N_1$ は $N_2$ です

#### 1) Particle は

The particle は indicates that the word before it is the topic of the sentence. You select a noun you want to talk about, add は to show that it is the topic and give a statement about the topic.

① わたしは マイク・ミラーです。 I am Mike Miller.

[Note] The particle は is read わ.

#### 2) です

Nouns used with です work as predicates.

です indicates judgement or assertion.

です also conveys that the speaker is being polite towards the listener.

です inflects when the sentence is negative (see 2. below) or in the past tense (see Lesson 12).

② わたしは エンジニアです。 I am an engineer.

### 2. $N_1$ は $N_2$ じゃありません

じゃ ありません is the negative form of です. It is the form used in daily conversation. For a formal speech or writing, では ありません is used instead.

③ サントスさんは 学生じゃありません。 Mr. Santos is not a student.  
(では)

[Note] は in では is read わ.

### 3. S か

#### 1) Particle か

The particle か is used to express the speaker's doubt, question, uncertainty, etc. A question is formed by simply adding か to the end of the sentence. A question ends with a rising intonation.

#### 2) Questions asking whether a statement is correct or not

As mentioned above, a sentence becomes a question when か is added to the end. The word order does not change. The question thus made asks whether a statement is correct or not. Depending on whether you agree with the statement or not, your answer to such a question begins with はい or いいえ.

④ ミラーさんは アメリカ人ですか。 Is Mr. Miller an American?  
…はい、アメリカ人です。 …Yes, he is.

⑤ ミラーさんは 先生ですか。 Is Mr. Miller a teacher?  
…いいえ、先生じゃありません。 …No, he is not.

#### 3) Questions with interrogatives

An interrogative replaces the part of the sentence that covers what you want to ask about. The word order does not change, and か is added at the end.

⑥ あの 方は どなたですか。 Who is that man?  
… [あの 方は] ミラーさんです。 …That's Mr. Miller.

#### 4. **Nも**

も is added after a topic instead of は when the statement about the topic is the same as the previous topic.

- ⑦ ミラーさんは <sup>かいしゃいん</sup> 会社員です。 Mr. Miller is a company employee.  
グプタさんも <sup>かいしゃいん</sup> 会社員です。 Mr. Gupta is also a company employee.

#### 5. **N<sub>1</sub>のN<sub>2</sub>**

の is used to connect two nouns. N<sub>1</sub> modifies N<sub>2</sub>. In Lesson 1, N<sub>1</sub> is an organization or some kind of group to which N<sub>2</sub> belongs.

- ⑧ ミラーさんは IMCの <sup>しゃいん</sup> 社員です。 Mr. Miller is an IMC employee.

#### 6. ~さん

さん is added to the name of the listener or a third person to show the speaker's respect to the person. It should never be used with the speaker's own name.

- ⑨ あの <sup>かた</sup> 方は ミラーさんです。 That's Mr. Miller.

When referring directly to the listener, the word あなた (you) is not commonly used if you know the listener's name. The listener's family name followed by さん is usually used.

- ⑩ 鈴木： ミラーさんは <sup>がくせい</sup> 学生ですか  
ミラー： いいえ、<sup>かいしゃいん</sup> 会社員です。

Suzuki : Are you a student?

Miller : No, I'm a company employee.



# Lesson 2

## I. Vocabulary

これ  
それ  
あれ

this (thing here)  
that (thing near you)  
that (thing over there)

この～  
その～  
あの～

this ～, this ～ here  
that ～, that ～ near you  
that ～, that ～ over there

ほん 本  
じしょ 辞書  
ざっし 雑誌  
しんぶん 新聞  
ノート  
てちょう 手帳  
めいし 名刺  
カード  
テレホンカード

book  
dictionary  
magazine  
newspaper  
notebook  
pocket notebook  
business card  
card  
telephone card

えんぴつ 鉛筆  
ボールペン  
シャープペンシル

pencil  
ballpoint pen  
mechanical pencil, propelling pencil

かぎ  
とけい 時計  
かさ 傘  
かばん

key  
watch, clock  
umbrella  
bag, briefcase

[カセット]テープ  
テープレコーダー  
テレビ  
ラジオ  
カメラ  
コンピューター  
じどうしゃ 自動車

[cassette] tape  
tape recorder  
television  
radio  
camera  
computer  
automobile, car

つくえ 机 desk  
いす chair

チョコレート chocolate  
コーヒー coffee

えいご 英語 the English language  
にほんご 日本語 the Japanese language  
～ご ～語 ～ language

なん 何 what

そう so

ちがいます。 違います。 No, it isn't./You are wrong.  
そうですか。 I see./Is that so?  
あのう well (used to show hesitation)  
ほんのきもちです。 It's nothing./It's a token of my gratitude.  
ほんの気持ちです。

どうぞ。 Please./Here you are. (used when offering someone something)

どうも。 Well, thanks.

[どうも] ありがとう [ございます]。 Thank you [very much].

◀会話▶

これから お世話になります。 I hope for your kind assistance hereafter.  
こちらこそ よろしく。 I am pleased to meet you. (response to どうぞよろしく)

## II. Translation

### Sentence Patterns

1. This is a dictionary.
2. This is a book on computers.
3. That is my umbrella.
4. This umbrella is mine.

### Example Sentences

1. Is this a telephone card?  
...Yes, it is.
2. Is that a notebook?  
...No, it's not. It's a pocket notebook.
3. What is that?  
...This is a business card.
4. Is this a "9" or a "7"?  
...It's a "9."
5. What is that magazine about?  
...It's a magazine on cars.
6. Whose bag is that?  
...It's Ms. Sato's bag.
7. Is this umbrella yours?  
...No, it's not mine.
8. Whose is this key?  
...It's mine.

### Conversation

#### **This is just a token**

Yamada: Yes. Who is it?  
Santos: I am Santos from (apartment) 408.  
-----  
Santos: Hello. I am Santos.  
How do you do?  
It is nice to meet you.  
Yamada: The pleasure's mine.  
Santos: Er, this is a little something...  
Yamada: Oh, thank you. What is it?  
Santos: It's coffee. Please.  
Yamada: Thank you very much.

### III. Reference Words & Information

## 名前 FAMILY NAMES

#### Most Common Family Names


1	佐藤	2	鈴木	3	高橋	4	田中
5	渡辺	6	伊藤	7	中村	8	山本
9	小林	10	斎藤	11	加藤	12	吉田
13	山田	14	佐々木	15	松本	16	山口
17	木村	18	井上	19	阿部	20	林

2




#### Greetings

はじめまして。



← When people meet for the first time on business, business cards are exchanged.

ほんの気持ちです。



When you move house, it is polite to introduce yourself to your new neighbours and give them a small gift, such as a towel, soap or sweets.

## IV. Grammar Explanation

### 1. これ／それ／あれ

これ, それ and あれ are demonstratives.


They work as nouns. これ refers to a thing near the speaker. それ refers to a thing near the listener. あれ refers to a thing far from the speaker and the listener.

- ① それは 辞書じしょですか。 Is that a dictionary?  
 ② これを ください。 I'll take this. (lit. Please give this to me.)(L. 3)

### 2. この N／その N／あの N

この, その and あの modify nouns. “この N” refers to a thing or a person near the speaker. “その N” refers to a thing or a person near the listener. “あの N” refers to a thing or a person far from both the speaker and the listener.

- ③ この 本ほんは わたしのです。 This book is mine.  
 ④ あの 方かたは どなたですか。 Who is that [person]?



### 3. そうです／そうじゃありません

In the case of a noun sentence, the word そう is often used to answer a question requiring an affirmative or negative answer. はい、そうです is the affirmative answer and いいえ、そうじゃありません is the negative answer.

- ⑤ それは テレホンカードですか。 Is that a telephone card?  
 …はい、そうです。 …Yes, it is. (lit. Yes, it's so.)  
 ⑥ それは テレホンカードですか。 Is that a telephone card?  
 …いいえ、そうじゃありません。 …No, it isn't. (lit. No, it's not so.)

The verb ちがいます (lit. to differ) can be used to mean そうじゃありません.

- ⑦ それは テレホンカードですか。 Is that a telephone card?  
 …いいえ、ちがいます。 …No, it isn't.

#### 4. S<sub>1</sub> か、 S<sub>2</sub> か

This is a question asking the listener to choose between alternatives, S<sub>1</sub> and S<sub>2</sub>, for the answer. As an answer to this type of question, the chosen sentence is stated. Neither はい nor いいえ is used.

- ⑧ これは「9」ですか、「7」ですか。      Is this a "9" or a "7"?  
…「9」です。      …It's a "9."

#### 5. N<sub>1</sub> の N<sub>2</sub>

You learned in Lesson 1 that の is used to connect two nouns when N<sub>1</sub> modifies N<sub>2</sub>. In Lesson 2 you learn two other uses of this の.

1) N<sub>1</sub> explains what N<sub>2</sub> is about.

- ⑨ これはコンピューターの<sup>ほん</sup>本です。      This is a book on computers.

2) N<sub>1</sub> explains who owns N<sub>2</sub>.

- ⑩ これはわたしの<sup>ほん</sup>本です。      This is my book.

N<sub>2</sub> is sometimes omitted when it is obvious. When N<sub>2</sub> means a person, however, you cannot omit it.

- ⑪ あれはだれの<sup>かばん</sup>かばんですか。      Whose bag is that?  
…佐藤<sup>さとう</sup>さんのです。      …It's Ms. Sato's.

- ⑫ このかばんはあなたの<sup>かばん</sup>ですか。      Is this bag yours?  
…いいえ、わたしの<sup>かばん</sup>じゃありません。      …No, it's not mine.

- ⑬ ミラーさんはIMCの<sup>しゃいん</sup>社員ですか。  
…はい、IMCの<sup>しゃいん</sup>社員です。

Is Mr. Miller an employee of IMC?

…Yes, he is.

#### 6. そうですか

This expression is used when the speaker receives new information and shows that he or she understands it.

- ⑭ この<sup>かさ</sup>傘はあなたの<sup>かさ</sup>ですか。  
…いいえ、<sup>ちが</sup>違います。シュミットさんの<sup>かさ</sup>です。  
そうですか。

Is this umbrella yours?

…No, it's Mr. Schmidt's.

I see.

# Lesson 3

## I. Vocabulary

ここ		here, this place
そこ		there, that place near you
あそこ		that place over there
どこ		where, what place
こちら		this way, this place (polite equivalent of ここ)
そちら		that way, that place near you (polite equivalent of そこ)
あちら		that way, that place over there (polite equivalent of あそこ)
どちら		which way, where (polite equivalent of どこ)
きょうしつ	教室	classroom
しょくどう	食堂	dining hall, canteen
じむしょ	事務所	office
かいぎしつ	会議室	conference room, assembly room
うけつけ	受付	reception desk
ロビー		lobby
へや	部屋	room
トイレ(おてあらい) (お手洗い)		toilet, rest room
かいだん	階段	staircase
エレベーター		elevator, lift
エスカレーター		escalator
[お]くに	[お]国	country
かいしゃ	会社	company
うち		house, home
でんわ	電話	telephone, telephone call
くつ	靴	shoes
ネクタイ		necktie
ワイン		wine
たばこ		tobacco, cigarette
うりば	売り場	department, counter (in a department store)

ちか	地下	basement
-かい (-がい)	-階	-th floor
なんがい	何階	what floor
-えん	-円	- yen
いくら		how much
ひゃく	百	hundred
せん	千	thousand
まん	万	ten thousand

◀会話▶

すみません。	Excuse me.
～で ございます。	(polite equivalent of です)
[～を] 見せて ください。	Please show me [～].
じゃ	well, then, in that case
[～を] ください。	Give me [～], please.



<small>しんおおさか</small> 新大阪	name of a station in Osaka
イタリア	Italy
スイス	Switzerland
MT / ヨーネン / アキックス	fictitious companies

## II. Translation

### Sentence Patterns

1. This is a dining hall.
2. The telephone is over there.

### Example Sentences

1. Is this Shin-Osaka?  
...Yes, it is.
2. Where is the rest room?  
...It is over there.
3. Where is Mr. Yamada?  
...He is in the office.
4. Where is the elevator?  
...It is there.
5. Which country are you from?  
...America.
6. Where are those shoes from?  
...They're Italian shoes.
7. How much is this watch?  
...It's 18,600 yen.

### Conversation


#### I'll take it

- Maria: Excuse me. Where is the wine department?  
Sales clerk A: It is in the first basement.  
Maria: Thanks.
- 
- Maria: Excuse me. Could you show me that wine?  
Sales clerk B: Certainly. Here you are.  
Maria: Is this French wine?  
Sales clerk B: No, it's Italian.  
Maria: How much is it?  
Sales clerk B: 2,500 yen.  
Maria: Well, I'll take it.


# III. Reference Words & Information

## デパート DEPARTMENT STORE

おくじょう 屋上  
ゆうえんち 遊園地  
amusement area



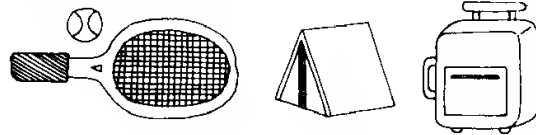
8階  
しょくどう ものかいじょう  
食堂・催し物会場  
restaurants・event hall



7階  
とけい めがね  
時計・眼鏡・カメラ  
watches・glasses・cameras



6階  
スポーツ用品 しょうひん りょこうしょうひん  
スポーツ用品・旅行用品  
sporting goods・leisure goods




5階  
こどもぶく おもちゃ ほん ぶんぼうぐ  
子ども服・おもちゃ・本・文房具  
children's clothes・toys・books・stationery



4階  
かぐ しょくき でんきせいひん  
家具・食器・電気製品  
furniture・kitchenware・electrical appliances



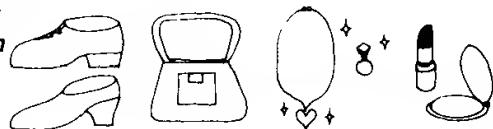
3階  
しんしふく  
紳士服  
men's wear



2階  
にんじんふく  
婦人服  
ladies' wear




1階  
くつ かばん アクセサリー けしょうひん  
靴・かばん・アクセサリー・化粧品  
shoes・bags・accessories・cosmetics



B 1階  
しょくりょうひん  
食料品  
food



B 2階  
ちゆうしゃじょう  
駐車場  
parking lot




## IV. Grammar Explanation

### 1. ここ／そこ／あそこ／こちら／そちら／あちら

The demonstratives これ, それ and あれ that are discussed in Lesson 2 refer to a thing, while ここ, そこ and あそこ refer to a place. ここ is the place where the speaker is, そこ is the place where the listener is, and あそこ is the place far from both the speaker and the listener.

こちら, そちら and あちら are demonstrative words referring to direction. こちら, そちら and あちら are also used to refer to location, in which case, they are politer than ここ, そこ and あそこ.

[Note] When the speaker regards the listener as sharing his/her territory, the place where they both are is designated by the word ここ. Under this situation, そこ designates the place a little distant from the speaker and listener, and あそこ designates an even more distant location.



### 2. N<sub>1</sub>は N<sub>2</sub>(place)です

Using this sentence pattern, you can explain where a place, a thing or a person is.

- ① お手洗<sup>てあら</sup>いは あそこです。
- ② 電話<sup>でんわ</sup>は 2階<sup>かい</sup>です。
- ③ 山田<sup>やまだ</sup>さんは 事務所<sup>じむしょ</sup>です。

The rest room is there.

The telephone is on the second floor.

Mr. Yamada is in the office.

### 3. どこ／どちら

どこ means “where,” and どちら means “which direction.” どちら can also mean “where,” in which case it’s politer than どこ.

- ④ お手洗<sup>てあら</sup>いは どこですか。  
…あそこです。
- ⑤ エレベーターは どちらですか。  
…あちらです。

Where’s the rest room?

…It’s there.

Where’s the elevator?

…It’s in that direction. (It’s there.)

どこ or どちら is also used to ask the name of a country, company, school or any place or organization a person belongs to. You cannot use なん(what).  
 どちら is politer than どこ.

- ⑥ 学校<sup>がっこう</sup>は どこですか。                      What's the name of your school?  
 ⑦ 会社<sup>かいしゃ</sup>は どちらですか。                      What company do you work for?

4. N<sub>1</sub> の N<sub>2</sub>

When N<sub>1</sub> is the name of a country and N<sub>2</sub> is a product, it means that N<sub>2</sub> is made in that country. When N<sub>1</sub> is the name of a company and N<sub>2</sub> is a product, it means that N<sub>2</sub> is made by that company. In this structure, どこ is used to ask where or by whom N<sub>2</sub> is made.

- ⑧ これは どの<sup>にほん</sup>の コンピューターですか。  
 …日本<sup>にほん</sup>の コンピューターです。  
 …IMCの コンピューターです。

Where is this computer made?/ Who is the maker of this computer?  
 …It's made in Japan.  
 …IMC is.

5. The こ／そ／あ／ど system of demonstrative words

	こ series	そ series	あ series	ど series
thing	これ	それ	あれ	どれ (L. 8)
thing person	この N	その N	あの N	どの N (L. 16)
place	ここ	そこ	あそこ	どこ
direction place (polite)	こちら	そちら	あちら	どちら

6. お<sup>くに</sup>国

The prefix お is added to a word concerning the listener or a third person in order to express the speaker's respect to the person.

- ⑨ [お]国<sup>くに</sup>は どちらですか。                      Where are you from?

# Lesson 4

## I. Vocabulary

おきます	起きます	get up, wake up
ねます	寝ます	sleep, go to bed
はたらきます	働きます	work
やすみます	休みます	take a rest, take a holiday
べんきょうします	勉強します	study
おわります	終わります	finish
デパート		department store
ぎんこう	銀行	bank
ゆうびんきょく	郵便局	post office
としょかん	図書館	library
びじゅつかん	美術館	art museum
いま	今	now
ーじ	ー時	ー o'clock
ーふん (ーぶん)	ー分	ー minute
はん	半	half
なんじ	何時	what time
なんぶん	何分	what minute
ごぜん	午前	a.m., morning
ごご	午後	p.m., afternoon
あさ	朝	morning
ひる	昼	daytime, noon
ばん (よる)	晩 (夜)	night, evening
おととい		the day before yesterday
きのう		yesterday
きょう		today
あした		tomorrow
あさって		the day after tomorrow
けさ		this morning
こんばん	今晚	this evening, tonight
やすみ	休み	rest, a holiday, a day off
ひるやすみ	昼休み	lunchtime

まいあさ	毎朝	every morning
まいばん	毎晩	every night
まいにち	毎日	every day
げつようび	月曜日	Monday
かようび	火曜日	Tuesday
すいようび	水曜日	Wednesday
もくようび	木曜日	Thursday
きんようび	金曜日	Friday
どようび	土曜日	Saturday
にちようび	日曜日	Sunday
なんようび	何曜日	what day of the week
ばんごう	番号	number
なんばん	何番	what number
～から		from ~
～まで		up to ~, until ~
～と～		and (used to connect nouns)
そちら		your place
たいへんですね。	大変ですね。	That's tough, isn't it? (used when expressing sympathy)
えーと		well, let me see

◀ 会話 ▶

104	information, directory assistance
ねが お願いします。	Please. (lit. ask for a favor)
かしこまりました。	Certainly (sir, madam)
と お問い合わせの番号	the number being inquired about
[どうも] ありがとう ございました。	Thank you very much.



ニューヨーク	New York
ペキン	Beijing (北京)
ロンドン	London
バンコク	Bangkok
ロサンゼルス	Los Angeles
びじゅつかん やまと美術館	fictitious art museum
おおさか 大阪デパート	fictitious department store
としょかん みどり図書館	fictitious library
ぎんこう アップル銀行	fictitious bank

## II. Translation

### Sentence Patterns

1. It is five past four now.
2. I work from nine to five.
3. I get up at six in the morning.
4. I studied yesterday.

### Example Sentences

1. What time is it now?  
...It is ten past two.  
What time is it now in New York?  
...It is ten past twelve at night.
2. From what time to what time is the bank open?  
...It is open from nine till three.  
On what day of the week is it closed?  
...It is closed on Saturdays and Sundays.
3. What time do you go to bed every night?  
...I go to bed at eleven o'clock.
4. Do you work on Saturdays?  
...No, I don't.
5. Did you study yesterday?  
...No, I didn't.
6. What is the telephone number of IMC?  
...It is 341-2597.

### Conversation

- What are your opening hours?**
- 104: Hello, this is Ishida of the 104 Service.  
Karina: Could you tell me the phone number of the Yamato Art Museum, please?  
104: The Yamato Art Museum? Certainly.  
-----  
Tape: The number you are inquiring about is 0797-38-5432.  
-----
- Museum  
staff member: Hello, Yamato Art Museum.  
Karina: Excuse me. What are your opening hours?  
Staff: We are open from nine to four.  
Karina: Which day of the week are you closed?  
Staff: We are closed on Mondays.  
Karina: Thank you very much.

### III. Reference Words & Information

でんわ ・ てがみ  
電話 ・ 手紙

## PHONE & LETTER

4



#### How to Use a Public Phone

① Lift the receiver.



② Put coin or card into slot.



③ Press the numbers.



④ Hang up the receiver.



⑤ Take card or change if any.



Public phones accept only ¥10 coins, ¥100 coins, and telephone cards.  
If you put in a ¥100 coin, no change will be returned.

\* If the machine has a start button, press it after ③.



#### Emergency Numbers and Others

33

1 1 0	警察署	police
1 1 9	消防署	fire/ambulance
1 1 7	時報	time
1 7 7	天気予報	weather forecast
1 0 4	電話番号案内	directory assistance services



#### How to Write an Address

district

postal zip code

city

ward

town

〒658-0063

兵庫県神戸市中央区三宮1-23

コウベハイツ 405号

building name

apartment number

## IV. Grammar Explanation

### 1. いま 時 分です

To express time, the counter suffixes 時 (o'clock) and 分 (minutes) are used. The numbers are put before them. 分 is read ぶん after 2, 5, 7 or 9 and ぷん after 1, 3, 4, 6, 8 or 10. 1, 6, 8 and 10 are read いっ, ろっ, はっ and じゅっ (じっ) before ぶん. (See Appendices II.)

The interrogative なん is used with a counter suffix to ask questions concerning number or amounts. Therefore, the word なんじ (or sometimes なんぶん) is used to ask the time.

- ① いま なんじですか。                      What time is it now?  
 … 7時10分です。                                      …It's seven ten.

[Note] は marks the topic of a sentence, which you learned in Lesson 1. A geographical location can also be used as the topic as can be seen in ②.

- ② ニューヨークは いま なんじですか。 In New York what time is it now?  
 …午前 4時です。                                      …It's 4 a.m.

### 2. Vます

- 1) A verb with ます works as a predicate.  
 2) ます makes a sentence polite.

- ③ わたしは 毎日 勉強します。                      I study every day.

### 3. Vます / Vません / Vました / Vませんでした

- 1) ます is used when a sentence expresses a habitual thing or a truth. It is also used when a sentence expresses a thing that will occur in the future. The negative form and the forms in the past tense are shown in the table below.

	non-past (future/present)	past
affirmative	(おき)ます	(おき)ました
negative	(おき)ません	(おき)ませんでした

- ④ 毎朝 6時に 起きます。                      I get up at six every morning.  
 ⑤ あした 6時に 起きます。                      I'll get up at six tomorrow morning.  
 ⑥ けさ 6時に 起きました。                      I got up at six this morning.

- 2) Question forms of verb sentences are made in the same way as those of noun sentences; i.e., the word order remains the same and か is added to the end of the sentence.

In answering such questions, the verbs in the questions are repeated. そうです or そうじゃありません (see Lesson 2) cannot be used.

- ⑦ きのう 勉強 しましたか。                      Did you study yesterday?  
 …はい、勉強 しました。                      …Yes, I did.  
 …いいえ、勉強 ませんでした。                      …No, I didn't.

- ⑧ 毎朝 何時まいあさ なんじに 起きおますか。  
…6時じに 起きおます。

What time do you get up every morning?  
…I get up at six.

#### 4. N(time)に V

When a verb denotes a momentary action or movement, the time when it occurs is marked with the particle に. に is added when the noun before it uses a numeral. It can also be added to the days of the week, though it is not essential. When the noun does not use a numeral, に is not added.

- ⑨ 6時半じはんに 起きおます。 I get up at six thirty.  
⑩ 7月2日がつふつか にほんに 日本にほんへ 来きました。 I came to Japan on July 2nd. (L. 5)  
⑪ 日曜日にちようび[に] 奈良ならへ 行いきます。 I'm going to Nara on Sunday. (L. 5)  
⑫ きべんきょうのう 勉強べんきょうしました。 I studied yesterday.

#### 5. N<sub>1</sub> から N<sub>2</sub> まで

1) から indicates the starting time or place, and まで indicates the finishing time or place.

- ⑬ 9時じから 5時じまで 働はたらきます。 I work from nine to five.  
⑭ 大阪おおさかから 東京とうきょうまで 3時間じかん かかります。  
It takes three hours from Osaka to Tokyo. (L.11)

2) から and まで are not always used together.

- ⑮ 9時じから 働はたらきます。 I work from nine.

3) ~から, ~まで or ~から~まで is sometimes used with です added directly after either.

- ⑯ 銀行ぎんこうは 9時じから 3時じまでです。 The bank is open from nine to three.  
⑰ 昼休ひるやすみは 12時じからです。 Lunchtime starts at twelve.

#### 6. N<sub>1</sub> と N<sub>2</sub>

The particle と connects two nouns in coordinate relation.

- ⑱ 銀行ぎんこうの 休やすみは 土曜日どようびと 日曜日にちようびです。

The bank is closed on Saturdays and Sundays.

#### 7. Sね

ね is attached to the end of a sentence to add feeling to what the speaker says. It shows the speaker's sympathy or the speaker's expectation that the listener will agree. In the latter usage, it is often used to confirm something.

- ⑲ 毎日まいにち 10時じごろまで 勉強べんきょうします。 I study till about ten every day.  
…大変たいへんですね。 …That must be hard.

- ⑳ 山田やまださんの 電話でんわ番号ばんごうは 871の 6813です。

…871の 6813ですね。

Mr. Yamada's telephone number is 871-6813.

…871-6813, right?

# Lesson 5

## I. Vocabulary

いきます	行きます	go
きます	来ます	come
かえります	帰ります	go home, return
がっこう	学校	school
スーパー		supermarket
えき	駅	station
ひこうき	飛行機	airplane
ふね	船	ship
でんしゃ	電車	electric train
ちかてつ	地下鉄	subway, underground
しんかんせん	新幹線	the Shinkansen, the bullet train
バス		bus
タクシー		taxi
じてんしゃ	自転車	bicycle
あるいて	歩いて	on foot
ひと	人	person, people
ともだち	友達	friend
かれ	彼	he, boyfriend, lover
かのじょ	彼女	she, girlfriend, lover
かぞく	家族	family
ひとりで	一人で	alone, by oneself
せんしゅう	先週	last week
こんしゅう	今週	this week
らいしゅう	来週	next week
せんげつ	先月	last month
こんげつ	今月	this month
らいげつ	来月	next month
きょねん	去年	last year
ことし		this year
らいねん	来年	next year

-がつ	-月	-th month of the year
なんがつ	何月	what month
ついたち	1日	first day of the month
ふつか	2日	second, two days
みっか	3日	third, three days
よっか	4日	fourth, four days
いつか	5日	fifth, five days
むいか	6日	sixth, six days
なのか	7日	seventh, seven days
ようか	8日	eighth, eight days
ここのか	9日	ninth, nine days
とおか	10日	tenth, ten days
じゅうよっか	14日	fourteenth, fourteen days
はつか	20日	twentieth, twenty days
にじゅうよっか	24日	twenty fourth, twenty four days
-にち	-日	-th day of the month, - days
なんにち	何日	which day of the month, how many days

いつ when

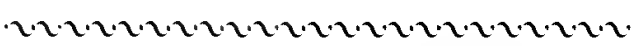
たんじょうび 誕生日 birthday

ふつう 普通 local (train)  
 きゅうこう 急行 rapid  
 とっきゅう 特急 express

つぎの 次の next

◀会話▶

どう いたしまして。 You're welcome./Don't mention it.  
 一番線 platform -, -th platform



博多 name of a town in Kyushu  
 伏見 name of a town in Kyoto  
 甲子園 name of a town near Osaka  
 大阪城 Osaka Castle, a famous castle in Osaka

## II. Translation

### Sentence Patterns

1. I [will] go to Kyoto.
2. I [will] go home by taxi.
3. I came to Japan with my family.

### Example Sentences

1. Where will you go tomorrow?  
...I will go to Nara.
2. Where did you go last Sunday?  
...I didn't go anywhere.
3. How will you go to Tokyo?  
...I will go by Shinkansen.
4. Who will you go to Tokyo with?  
...I will go with Mr. Yamada.
5. When did you come to Japan?  
...I came here on March 25th.
6. When is your birthday?  
...It is June 13th.

### Conversation

#### Does this train go to Koshien?

Santos: Excuse me. How much is it to Koshien?  
Woman : It's 350 yen.  
Santos: 350 yen? Thank you very much.  
Woman : You're welcome.

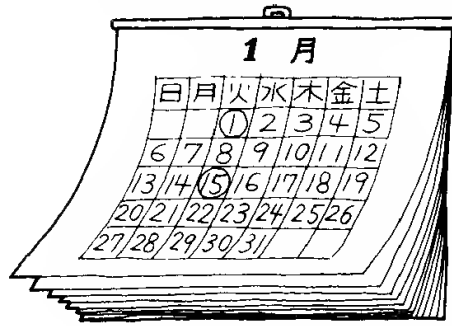
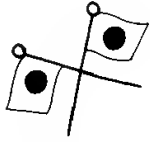
-----  
Santos: Excuse me. What platform is it for Koshien?  
Station employee: No. 5.  
Santos: Thanks.

-----  
Santos: Excuse me. Does this train go to Koshien?  
Man: No, it doesn't. The next "local train" does.  
Santos: Thank you very much.

### III. Reference Words & Information



しゅくさいじつ  
祝祭日

### NATIONAL HOLIDAYS




5

がっついたち 1月1日	がんにじつ 元日	New Year's Day
がっだいい げつようび 1月第2月曜日**	せいじん ひ 成人の日	Coming-of-Age Day
がっ にち 2月11日	けんこくきねん ひ 建国記念の日	National Foundation Day
がっほつか 3月20日*	しゅんぶん ひ 春分の日	Vernal Equinox Day
がっ にち 4月29日	みどりのひ みどりの日	Greenery Day
がっみっか 5月3日	けんぽうきねん ひ 憲法記念日	Constitution Memorial Day
がっよっか 5月4日	こくめん きゅうじつ 国民の休日	Nation's Day
がっいっか 5月5日	こどものひ こどもの日	Children's Day
がっほつか 7月20日	うみ ひ 海の日	Marine Day
がっ にち 9月15日	けいろう ひ 敬老の日	Respect-for-the-Aged Day
がっ にち 9月23日*	しゅうぶん ひ 秋分の日	Autumnal Equinox Day
がっだいい げつようび 10月第2月曜日**	たいいく ひ 体育の日	Health and Sports Day
がっみっか 11月3日	ぶんか ひ 文化の日	Culture Day
がっ にち 11月23日	きんろうかんしゃ ひ 勤労感謝の日	Labor Thanksgiving Day
がっ にち 12月23日	てんのうたんじょうび 天皇誕生日	The Emperor's Birthday



39



\* Varies from year to year.

\*\* The second Monday



If a national holiday falls on a Sunday, the following Monday is taken off instead. From April 29th to May 5th is a series of holidays, called ゴールデンウィーク (Golden Week). Some big companies give a whole week's holiday to employees.

## IV. Grammar Explanation

### 1. N (place) へ 行きます / 来ます / 帰ります

When a verb indicates movement to a certain place, the particle へ is put after the place noun to show the direction of the move.

- ① 京都へ 行きます。 I will go to Kyoto.  
② 日本へ 来ました。 I came to Japan.  
③ うちへ 帰ります。 I will go home.

[Note] The particle へ is read え.

### 2. どこ [へ] も 行きません / 行きませんでした

When an interrogative takes the particle も and the verb following it is negative, all that is represented by the interrogative is denied.

- ④ どこ [へ] も 行きません。 I don't go anywhere.  
⑤ 何も 食べません。 I don't eat anything. (L. 6)  
⑥ だれも いません。 Nobody is there. (L. 10)

### 3. N (vehicle) で 行きます / 来ます / 帰ります

The particle で indicates a means or a method. When verbs denoting movement (いきます, きます, かえります, etc.) are used with で, で indicates a means of transportation. The noun preceding で is a vehicle in this case.

- ⑦ 電車で 行きます。 I'll go by train.  
⑧ タクシーで 来ました。 I came by taxi.

When you walk somewhere, you use the expression あるいて. In this case, で is not used.

- ⑨ 駅から 歩いて 帰りました。 I walked home from the station.

### 4. N (person/animal) と V

When you do something with a person (or an animal), the person (or the animal) is marked with the particle と.

- ⑩ 家族と 日本へ 来ました。 I came to Japan with my family.

If you do something alone, the expression ひとりで is used. In this case, と is not used.

- ⑪ 一人で 東京へ 行きます。 I'll go to Tokyo alone.

## 5. いつ

To ask about time, the interrogatives using なん such as なんじ, なんようび and なんがつなんにち are used. Other than these, the interrogative いつ (when) is also used to ask when something will happen/happened. いつ does not take the particle に.

- ⑫ いつ <sup>し、ほん</sup>日本へ <sup>き</sup>来ましたか。      When did you come to Japan?  
…3月25日 <sup>がつ</sup>に <sup>にち</sup>来ました。      …I came on March 25th.
- ⑬ いつ <sup>ひろしま</sup>広島へ <sup>い</sup>行きますか。      When will you go to Hiroshima?  
…来週 <sup>らいしゅう</sup>行きます。      …I'll go there next week.

5

## 6. Sよ

よ is placed at the end of a sentence. It is used to emphasize information which the listener does not know, or to show that you are giving your judgement or views assertively.

- ⑭ この <sup>でんしゃ</sup>電車は <sup>こうしえん</sup>甲子園へ <sup>い</sup>行きますか。  
…いいえ、<sup>い</sup>行きません。次の <sup>ふつう</sup>普通ですよ。  
Does this train go to Koshien?  
…No, it doesn't. The next local train does.
- ⑮ <sup>むり</sup>無理な <sup>ダイエット</sup>ダイエットは <sup>からだ</sup>体に <sup>い</sup>よくないですよ。  
Excessive dieting is bad for your health. (L. 19)

# Lesson 6

## I. Vocabulary

たべます	食べます	eat
のみます	飲みます	drink
すいます	吸います	smoke [a cigarette]
[たばこを ~]		
みます	見ます	see, look at, watch
ききます	聞きます	hear, listen
よみます	読みます	read
かきます	書きます	write, draw, paint
かいます	買います	buy
とります	撮ります	take [a photograph]
[しゃしんを ~]	[写真を ~]	
します		do
あいます	会います	meet [a friend]
[ともだちに ~]	[友達に ~]	
ごはん		a meal, cooked rice
あさごはん	朝ごはん	breakfast
ひるごはん	昼ごはん	lunch
ばんごはん	晩ごはん	supper
パン		bread
たまご	卵	egg
にく	肉	meat
さかな	魚	fish
やさい	野菜	vegetable
くだもの	果物	fruit
みず	水	water
おちゃ	お茶	tea, green tea
こうちゃ	紅茶	black tea
ぎゅうにゅう	牛乳	milk
(ミルク)		
ジュース		juice
ビール		beer
[お]さけ	[お]酒	alcohol, Japanese rice wine

ビデオ		video tape, video deck
えいが	映画	movie
CD		CD, compact disc
てがみ	手紙	letter
レポート		report
しゃしん	写真	photograph
みせ	店	store, shop
レストラン		restaurant
にわ	庭	garden

しゅくだい	宿題	homework (~をします: do homework)
テニス		tennis (~をします: play tennis)
サッカー		soccer, football (~をします: play soccer)
[お]はなみ	[お]花見	cherry-blossom viewing (~をします: go cherry-blossom viewing)

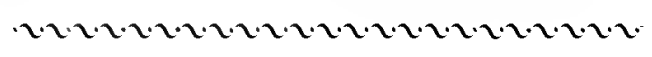
なに	何	what
----	---	------

いっしょに		together
ちょっと		a little while, a little bit
いつも		always, usually
ときどき	時々	sometimes

それから		after that, and then
ええ		yes
いいですね。		That's good.
わかりました。		I see.

◀会話▶

何ですか。	Yes?
じゃ、また [あした]。	See you [tomorrow].



メキシコ	Mexico
おおさかじょうこうえん 大阪城公園	Osaka Castle park

## II. Translation

### Sentence Patterns

1. I drink juice.
2. I buy a newspaper at the station.
3. Won't you come to Kobe with me?
4. Let's take a rest for a little bit.

### Example Sentences

1. Do you smoke?  
...No, I don't.
2. What do you eat every morning?  
...I have egg and toast.
3. What did you eat this morning?  
...I didn't eat anything.
4. What did you do last Saturday?  
...I studied Japanese. Then I saw a movie.  
On Sunday what did you do?  
...I went to Nara with a friend.
5. Where did you buy that bag?  
...I bought it in Mexico.
6. Won't you drink some beer with me?  
...Yes, let's have a drink.

### Conversation

#### Won't you join us?

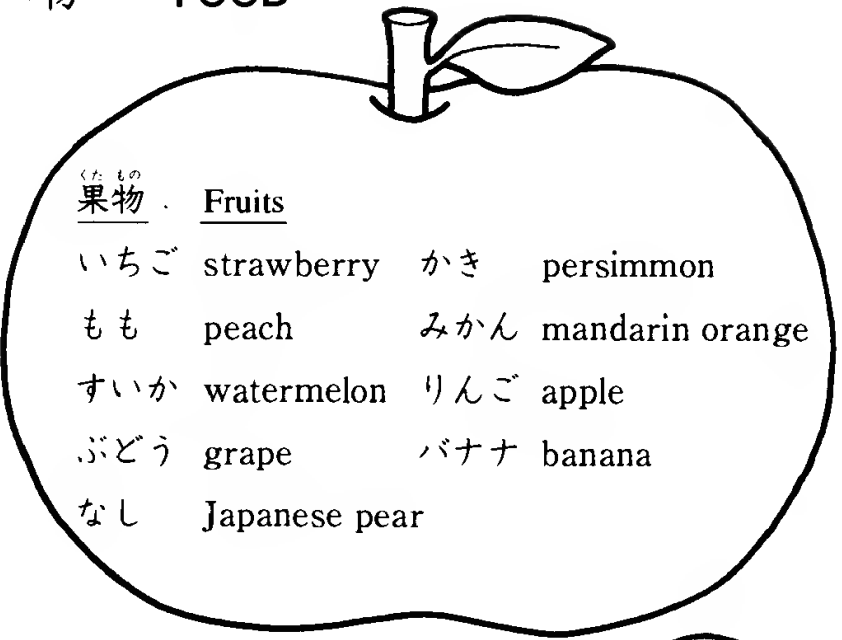
- Sato: Mr. Miller.  
Miller: Yes?  
Sato: I'm going to enjoy cherry-blossom viewing with my friends tomorrow.  
Won't you join us, Mr. Miller?  
Miller: That sounds nice. Where will you go?  
Sato: Osakajo-Koen.  
Miller: What time?  
Sato: At ten o'clock. Let's meet at Osakajo-Koen Station.  
Miller: OK.  
Sato: Well, see you tomorrow.

### III. Reference Words & Information

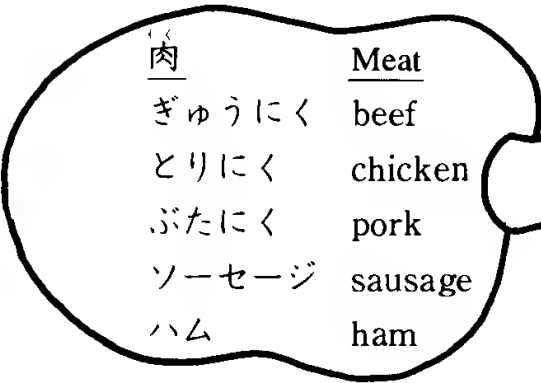
#### 食べ物 FOOD



野菜	Vegetables
きゅうり	cucumber
トマト	tomato
なす	egg plant
まめ	beans, peas
キャベツ	cabbage
ねぎ	Welsh onion
はくさい	Chinese cabbage
ほうれんそう	spinach
レタス	lettuce
じゃがいも	potato
だいこん	Japanese radish
たまねぎ	onion
にんじん	carrot




果物	Fruits		
いちご	strawberry	かき	persimmon
もも	peach	みかん	mandarin orange
すいか	watermelon	りんご	apple
ぶどう	grape	バナナ	banana
なし	Japanese pear		



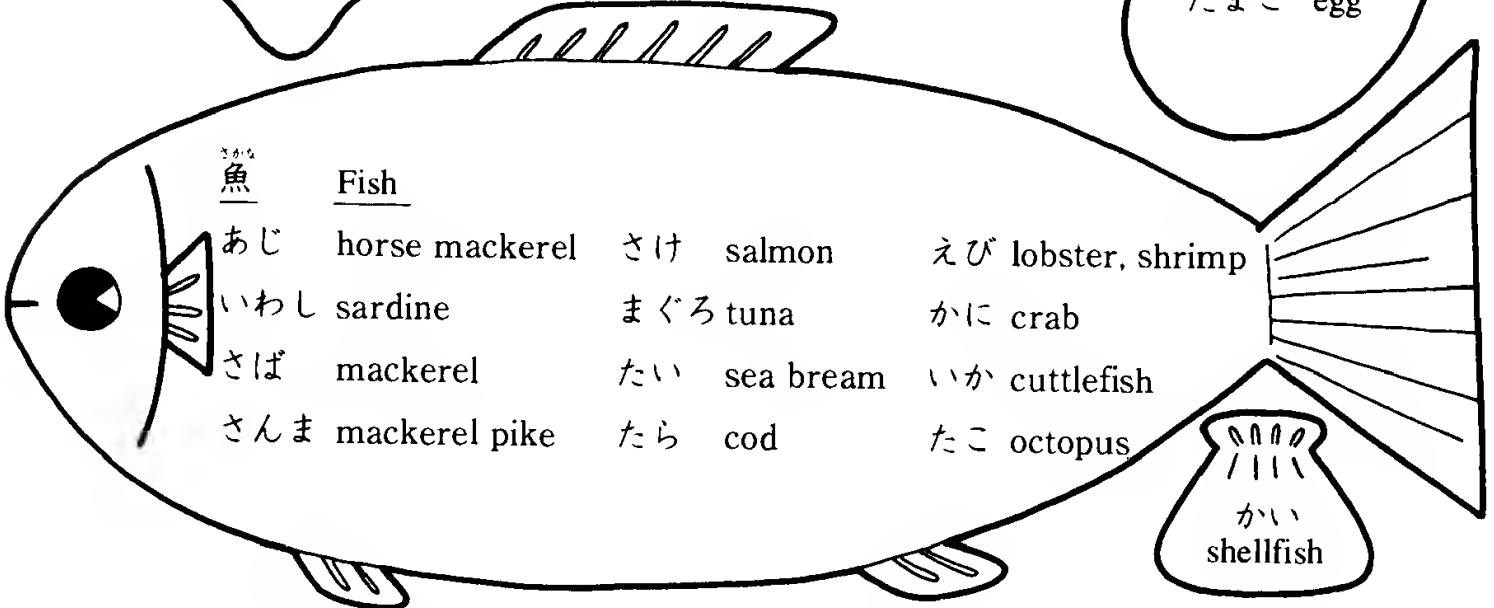
肉	Meat
ぎゅうにく	beef
とりにく	chicken
ぶたにく	pork
ソーセージ	sausage
ハム	ham



こめ rice



たまご egg



#### 魚 Fish

あじ	horse mackerel	さけ	salmon	えび	lobster, shrimp
いわし	sardine	まぐろ	tuna	かに	crab
さば	mackerel	たい	sea bream	いか	cuttlefish
さんま	mackerel pike	たら	cod	たこ	octopus



かい shellfish



Japan imports more than half of the food consumed by the nation. The rates of self supply of food are as follows: cereals 30%, vegetables 85%, fruits 49%, meat 57%, and sea food 61% (1995, Ministry of Agriculture, Forestry, & Fisheries). Of all the cereals, rice is the only one that Japan is self-sufficient in.

## IV. Grammar Explanation

### 1. N を V (transitive)

を is used to indicate the direct object of a transitive verb.

① ジュースを 飲みます。 I drink juice.

[Note] を and お are pronounced the same. The former is used only in writing the particle.

### 2. N を します

The words used as the objects of the verb します cover a fairly wide range. します means that the action denoted by the noun is performed. Some examples are shown below.

1) to “play” sports or games

サッカーを します play football

トランプを します play cards

2) to “hold” gatherings

パーティーを します give a party

会議を します hold a meeting

3) to “do” something

宿題を します do homework

仕事を します do one's work

### 3. 何を しますか

This is a question to ask what someone does.

② 月曜日 何を しますか。 What will you do on Monday?

…京都へ 行きます。 …I'll go to Kyoto.

③ きノウ 何を しましたか。 What did you do yesterday?

…サッカーを しました。 …I played football.

[Note] You can make a word expressing time the topic by adding は.

④ 月曜日は 何を しますか。 On Monday what will you do?

…京都へ 行きます。 …I'll go to Kyoto.

### 4. なん and なに

Both なん and なに mean “what.”

1) なん is used in the following cases.

(1) When it precedes a word whose first mora is either in the た, だ or な-row.

⑤ それは 何ですか。 What is that?

⑥ 何の本ですか。 What is the book about?

⑦ 寝る まえに、何と言いますか。

What do you say before going to bed? (L. 21)

(2) When it is followed by a counter suffix or the like.

⑧ テレサちゃんは 何歳ですか。 How old is Teresa?

2) なに is used in all other cases.

⑨ 何を 買いますか。 What will you buy?

## 5. **N(place)で V**

When added after a noun denoting a place, で indicates the place where an action occurs.

⑩ 駅で 新聞を 買います。 I buy the newspaper at the station.

## 6. **Vませんか**

When you want to invite someone to do something, this expression is used.

⑪ いっしょに 京都へ 行きませんか。

…ええ、いいですね。

Won't you come to Kyoto with us?

…That's a nice idea.

## 7. **Vましょう**

This expression is used when a speaker is positively inviting the listener to do something with the speaker. It is also used when responding positively to an invitation.

⑫ ちょっと 休みましょう。 Let's have a break.

⑬ いっしょに 昼ごはんを 食べませんか。

…ええ、食べましょう。

Won't you have lunch with me?

…Yes, let's go and eat.

[Note] An invitation using **Vませんか** shows more consideration to the listener's will than that using **Vましょう**.

## 8. お～

You learned in Lesson 3 that the prefix お is attached to words regarding the listener or the person being referred to to show respect (e.g., [お]くに country).

お is also attached to various other words when the speaker is speaking politely (e.g., [お]さけ alcohol, [お]はなみ cherry-blossom viewing).

There are some words that are usually used with お without meaning respect or politeness (e.g., おちゃ tea, おかね money).

# Lesson 7

## I. Vocabulary

きります	切ります	cut, slice
おくります	送ります	send
あげます		give
もらいます		receive
かします	貸します	lend
かります	借ります	borrow
おしえます	教えます	teach
ならいます	習います	learn
かけます		make [a telephone call]
[でんわを ~]	[電話を ~]	

て	手	hand, arm
はし		chopsticks
スプーン		spoon
ナイフ		knife
フォーク		fork
はさみ		scissors

ファクス		fax
ワープロ		word processor
パソコン		personal computer

パンチ		punch
ホッチキス		stapler
セロテープ		Scotch tape, clear adhesive tape
けしゴム	消しゴム	eraser
かみ	紙	paper

はな	花	flower, blossom
シャツ		shirt
プレゼント		present, gift
にもつ	荷物	baggage, parcel
おかね	お金	money
きっぷ	切符	ticket

クリスマス		Christmas
-------	--	-----------

ちち	父	(my) father
はは	母	(my) mother
おとうさん	お父さん	(someone else's) father
おかあさん	お母さん	(someone else's) mother

もう	already
まだ	not yet
これから	from now on, soon

[~,]すてきですね。      What a nice [~]!

◀会話▶

ごめんください。      Excuse me./Anybody home?/May I come in? (an expression used by a visitor)

いらっしやい。      How nice of you to come. (lit. Welcome.)

どうぞ お上がり ください。      Do come in.

失礼します。      Thank you./May I? (lit. I'm afraid I'll be disturbing you.)

[~は] いかがですか。      Won't you have [~]?/Would you like to have [~]? (used when offering something)

いただきます。      Thank you./I accept. (said before starting to eat or drink)

旅行      trip, tour

(~を します: travel, make a trip)

お土産      souvenir, present



ヨーロッパ      Europe

スペイン      Spain

## II. Translation

### Sentence Patterns

1. I write letters with a word processor.
2. I [will] give some flowers to Ms. Kimura.
3. I received some chocolates from Ms. Karina.

### Example Sentences

1. Did you study Japanese through television?  
...No, I studied it through radio.
2. Do you write reports in Japanese?  
...No. I write them in English.
3. What is "Good-bye" in Japanese?  
...It is "Sayonara."
4. Who will you write Christmas cards to?  
...To my family and friends.
5. What is that?  
...It's a pocket notebook. I received it from Mr. Yamada.
6. Have you bought your Shinkansen ticket?  
...Yes, I have.
7. Have you finished lunch?  
...No, not yet. I am going to eat now.

### Conversation

#### Hello

Jose Santos: Hello.

Yamada Ichiro: Hello. Please come in.

Jose Santos: Thank you.

-----

Yamada Tomoko: How about a cup of coffee?

Maria Santos: Thank you.

-----

Yamada Tomoko: Here you are.

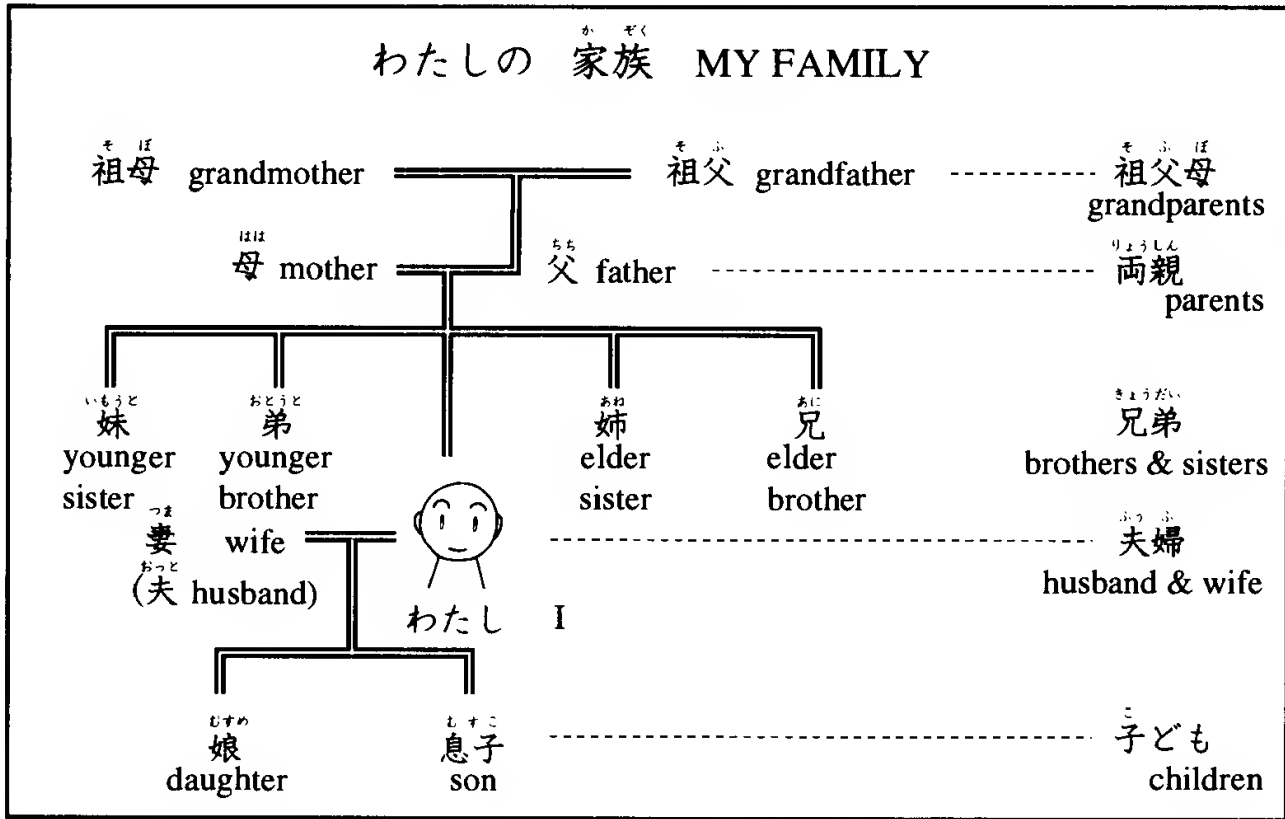
Maria Santos: Thank you.

This spoon is nice, isn't it?

Yamada Tomoko: Yes, it is. Someone in my company gave it to me.  
It's a souvenir of her trip to Europe.

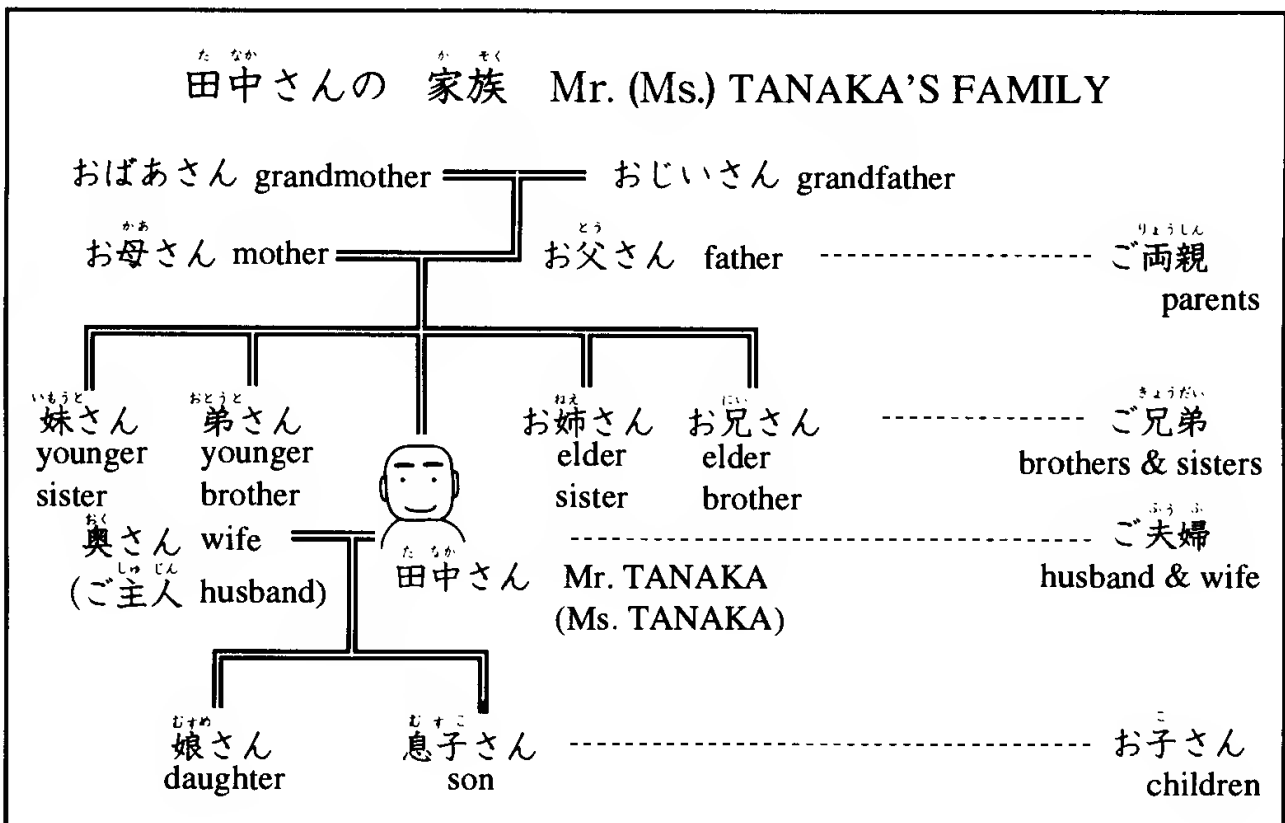
### III. Reference Words & Information

## 家族 FAMILY



7

51



## IV. Grammar Explanation

### 1. **N(tool/means)で V**

The particle **で** indicates a method or a mean used for an action.

- ① はしで 食べます。 I eat with chopsticks.  
② 日本語で レポートを 書きます。 I write a report in Japanese.

### 2. “Word/Sentence” は ~語で 何ですか

This question is used to ask how to say a word or a sentence in other languages.

- ③ 「ありがとう」は 英語で 何ですか。  
… 「Thank you」です。  
What's “ありがとう” in English?  
… It's “Thank you.”  
④ 「Thank you」は 日本語で 何ですか。  
… 「ありがとう」です。  
What's “Thank you” in Japanese?  
… It's “ありがとう.”

### 3. **N(person)に あげます, etc.**

Verbs like **あげます**, **かします**, **おしえます**, etc., need persons to whom you give, lend, teach, etc. The persons are marked with **に**.

- ⑤ 山田さんは 木村さんに 花を あげました。  
Mr. Yamada gave flowers to Ms. Kimura.  
⑥ イーさんに 本を 貸しました。  
I lent my book to Ms. Lee.  
⑦ 太郎君に 英語を 教えます。  
I teach Taro English.

[Note] With verbs like **おくります**, **でんわを かけます**, etc., place nouns can be used instead of N(person). In this case, the particle **へ** is sometimes used instead of **に**.

- ⑧ 会社に 電話を かけます。  
(へ)  
I'll call my office.

#### 4. N(person)に もらいます, etc.

Verbs like もらいます, かります and ならいます express actions from the receiving side. The persons from whom you receive those actions are marked with に.

⑨ 木村さんは 山田さんに 花を もらいました。

Ms. Kimura received flowers from Mr. Yamada.

⑩ カリナさんに CDを 借りました。

I borrowed a CD from Ms. Karina.

⑪ ワンさんに 中国語を 習います。

I learn Chinese from Mr. Wang.

から is sometimes used instead of に in this sentence pattern. When you receive something from an organization like a school or a company, only から is used.

⑫ 木村さんは 山田さんから 花を もらいました。

Ms. Kimura received flowers from Mr. Yamada.

⑬ 銀行から お金を 借りました。

I borrowed some money from the bank.

#### 5. もう Vました

もう means "already" and is used with Vました. In this case, Vました means that the action has been finished.

The answer to the question もう Vましたか is はい、もう Vました or いいえ、まだです。

⑭ もう 荷物を 送りましたか。 Have you sent the parcel yet?

…はい、[もう] 送りました。 …Yes, I have [already sent it].

…いいえ、まだです。 …No, not yet.

In giving a negative answer to this type of question, you should not use Vませんでした, as this simply means you did not do the specified task rather than you have not done it yet.

# Lesson 8

## I. Vocabulary

ハンサム[な]		handsome
きれい[な]		beautiful, clean
しずか[な]	静か[な]	quiet
にぎやか[な]		lively
ゆうめい[な]	有名[な]	famous
しんせつ[な]	親切[な]	kind
げんき[な]	元気[な]	healthy, sound, cheerful
ひま[な]	暇[な]	free (time)
べんり[な]	便利[な]	convenient
すてき[な]		fine, nice, wonderful
おおきい	大きい	big, large
ちいさい	小さい	small, little
あたらしい	新しい	new
ふるい	古い	old (not of age)
いい (よい)		good
わるい	悪い	bad
あつい	暑い、熱い	hot
さむい	寒い	cold (referring to temperature)
つめたい	冷たい	cold (referring to touch)
むずかしい	難しい	difficult
やさしい	易しい	easy
たかい	高い	expensive, tall, high
やすい	安い	inexpensive
ひくい	低い	low
おもしろい		interesting
おいしい		delicious, tasty
いそがしい	忙しい	busy
たのしい	楽しい	enjoyable
しろい	白い	white
くろい	黒い	black
あかい	赤い	red
あおい	青い	blue
さくら	桜	cherry (blossom)
やま	山	mountain

まち	町	town, city
たべもの	食べ物	food
くるま	車	car, vehicle
ところ	所	place
りょう	寮	dormitory
べんきょう	勉強	study
せいかつ	生活	life
[お]しごと	[お]仕事	work, business (～を します: do one's job, work)

どう		how
どんな～		what kind of～
どれ		which one (of three or more)

とても		very
あまり		not so (used with negatives)

そして		and (used to connect sentences)
～が、～		～, but～

おげんきですか。 お元気ですか。 How are you?  
 そうですね。 Well let me see. (pausing)

◀ 会話 ▶

日本の生活に慣れましたか。	Have you got used to the life in Japan?
[～、]もう一杯いかがですか。	Won't you have another cup of [～]?
いいえ、けっこうです。	No, thank you.
もう～です[ね]。	It's already～[, isn't it?].
そろそろ失礼します。	It's almost time to leave now.
またいらっしゃってください。	Please come again.



富士山	Mt. Fuji, the highest mountain in Japan
琵琶湖	Lake Biwa, the biggest lake in Japan
シャンハイ	Shanghai (上海)
「七人の侍」	“The Seven Samurai,” a classic movie by Akira Kurosawa
金閣寺	Kinkakuji Temple (the Golden Pavilion)

## II. Translation

### Sentence Patterns

1. Cherry blossoms are beautiful.
2. Mt. Fuji is high.
3. Cherry blossoms are beautiful flowers.
4. Mt. Fuji is a high mountain.

### Example Sentences

1. Is Osaka lively?  
...Yes, it is.
2. Is the water of Lake Biwa clean?  
...No, it is not so clean.
3. Is it cold in Beijing now?  
...Yes, it is very cold.  
Is it cold in Shanghai, too?  
...No, it is not so cold.
4. Is that dictionary good?  
...No, it is not so good.
5. How do you like the subway in Tokyo?  
...It is clean. And it is convenient.
6. I saw a movie yesterday.  
...What kind of movie was it?  
It was "The Seven Samurai." It is old, but a very interesting movie.
7. Which is Mr. Miller's umbrella?  
...That blue one is.

### Conversation

#### It's almost time to leave

Yamada Ichiro: Have you got accustomed to living in Japan, Maria?

Maria Santos: Yes, I have. I enjoy it every day.

Yamada Ichiro: Really? Mr. Santos, how is your work?

Jose Santos: Well, it's busy, but interesting.

-----

Yamada Tomoko: Would you like another cup of coffee?

Maria Santos: No, thank you.

-----

Jose Santos: Oh, it's eight o'clock now. We must be going.

Yamada Ichiro: You must?

Maria Santos: Thank you for everything today.

Yamada Tomoko: Our pleasure. Please come again.

### III. Reference Words & Information


## いろ・あじ COLOR & TASTE

### いろ Color


noun	adjective	noun	adjective
しろ white	白い	きいろ yellow	黄色い
くろ black	黒い	ちかいろ brown	茶色い
あか red	赤い	ピンク pink	—
あお blue	青い	オレンジ orange	—
みどり green	—	グレー gray	—
むらさき purple	—	ベージュ beige	—

### あじ Taste


甘い sweet



辛い hot




苦い bitter




塩辛い salty




酸っぱい sour



濃い thick, strong



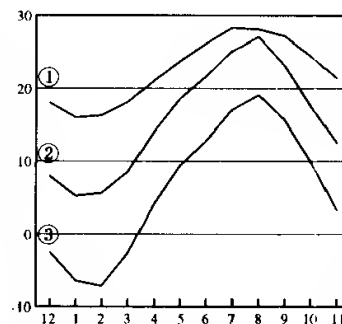
薄い thin, weak



はる なつ あき せい 春・夏・秋・冬 Spring・Summer・Autumn・Winter

There are four seasons in Japan, spring (March, April, May), summer (June, July, August), autumn (September, October, November), and winter (December, January, February). The average temperature varies from place to place, but the change patterns are almost the same (see the graph).

The hottest month is August and the coldest, January or February. So Japanese people feel that "summer is hot," "autumn is cool," "winter is cold," and "spring is warm."



- ① NAHA (OKINAWA)
- ② TOKYO
- ③ ABASHIRI (HOKKAIDO)

## IV. Grammar Explanation

### 1. Adjectives

Adjectives are used as 1) predicates and 2) noun modifiers. They inflect and are divided into two groups, い-adjectives and な-adjectives, according to the inflection.

2. 

Nは な-adj [な] です
Nは い-adj (～い) です

1) です at the end of an adjective sentence shows the speaker's polite attitude toward the listener. An い-adjective with い at the end comes before です, whereas a な-adjective without [な] comes before です.

① ワット先生は 親切です。 Mr. Watt is kind.

② 富士山は 高いです。 Mt. Fuji is high.

です is used when a sentence is non-past and affirmative.

2) な-adj [な] じゃありません

The negative form of な-adj [な] です is な-adj [な] じゃありません.  
(な-adj [な] では ありません)

③ あそこは 静かじゃありません。 It's not quiet there.  
(では)

3) い-adj (～い) です → ～くないです

To make the negative form of an い-adjective, い at the end of the い-adjective is altered to くない.

④ この 本は おもしろくないです。 This book is not interesting.

The negative for いいです is よくないです.

4) Questions using adjective sentences are made in the same way as those using noun or verb sentences. In answering a question, you repeat the adjective used in the question. そうです or そうじゃありません cannot be used.

⑤ ペキンは 寒いですか。 Is it cold in Beijing?

…はい、寒いです。 …Yes, it is.

⑥ 琵琶湖の 水は きれいですか。 Is the water of Lake Biwa clean?

…いいえ、きれいじゃありません。 …No, it isn't.

3. 

な-adjな N
い-adj (～い) N

An adjective is put before a noun to modify it. A な-adjective needs な before a noun.

⑦ ワット先生は 親切な 先生です。 Mr. Watt is a kind teacher.

⑧ 富士山は 高い 山です。 Mt. Fuji is a high mountain.

#### 4. とても／あまり

とても and あまり are adverbs of degree. Both come before the adjectives they are modifying.

とても is used in affirmative sentences, and means "very." あまり is used in negative sentences. あまり and a negative form mean "not very."

- ⑨ ペキン<sup>ペキン</sup>は とても 寒い<sup>さむい</sup>です。

Beijing is very cold.

- ⑩ これは とても 有名な 映画<sup>えいが</sup>です。

This is a very famous movie.

- ⑪ シャンハイ<sup>シャンハイ</sup>は あまり 寒<sup>さむ</sup>くないです。

Shanghai is not very cold.

- ⑫ さくら大学<sup>さくらだいがく</sup>は あまり 有名な 大学<sup>だいがく</sup>じゃ ありません。

Sakura University is not a very famous university.

#### 5. **N**は どうですか

This question is used to ask an impression or an opinion about a thing, place or person, etc., that the listener has experienced, visited or met.

- ⑬ 日本<sup>にほん</sup>の 生活<sup>せいかつ</sup>は どうですか。 How is the life in Japan?  
…楽しい<sup>たの</sup>いです。 …It's enjoyable.

#### 6. **N**<sub>1</sub>は どんな **N**<sub>2</sub>ですか

When the speaker wants the listener to describe or explain N<sub>1</sub>, this question pattern is used. N<sub>2</sub> denotes the category N<sub>1</sub> belongs to. The interrogative どんな is always followed by a noun.

- ⑭ 奈良<sup>なら</sup>は どんな 町<sup>まち</sup>ですか。 What kind of town is Nara?  
…古い<sup>ふるい</sup> 町<sup>まち</sup>です。 …It's an old town.

#### 7. **S**<sub>1</sub>が、**S**<sub>2</sub>

が is a conjunctive particle, meaning "but." It is used to link sentences.

- ⑮ 日本<sup>にほん</sup>の 食べ物<sup>たべもの</sup>は おいしい<sup>おいしい</sup>ですが、 高い<sup>たか</sup>いです。

Japanese food is good, but expensive.

#### 8. どれ

This interrogative is used to ask the listener to choose or designate one from more than two things concretely shown or named.

- ⑯ ミラー<sup>ミラー</sup>さんの 傘<sup>かさ</sup>は どれ<sup>どれ</sup>ですか。 Which is Mr. Miller's umbrella?  
…あの 青<sup>あお</sup>い 傘<sup>かさ</sup>です。 …That blue one is.

# Lesson 9

## I. Vocabulary

わかります		understand
あります		have
すき[な]	好き[な]	like
きらい[な]	嫌い[な]	dislike
じょうず[な]	上手[な]	good at
へた[な]	下手[な]	poor at
りょうり	料理	dish (cooked food), cooking
のみもの	飲み物	drinks
スポーツ		sport (～をします: play sports)
やきゅう	野球	baseball (～をします: play baseball)
ダンス		dance (～をします: dance)
おんがく	音楽	music
うた	歌	song
クラシック		classical music
ジャズ		jazz
コンサート		concert
カラオケ		karaoke
かぶき	歌舞伎	Kabuki (traditional Japanese musical drama)
え	絵	picture, drawing
じ	字	letter, character
かんじ	漢字	Chinese characters
ひらがな		Hiragana script
かたかな		Katakana script
ローマじ	ローマ字	the Roman alphabet
こまかい おかね	細かい お金	small change
チケット		ticket
じかん	時間	time
ようじ	用事	something to do, errand
やくそく	約束	appointment, promise

ごしゅじん	ご主人	(someone else's) husband
おっと／しゅじん	夫／主人	(my) husband
おくさん	奥さん	(someone else's) wife
つま／かない	妻／家内	(my) wife
こども	子ども	child

よく		well, much
だいたい		mostly, roughly
たくさん		many, much
すこし	少し	a little, a few
ぜんぜん	全然	not at all (used with negatives)
はやく	早く、速く	early, quickly, fast

～から	because ~
どうして	why

さんねんです[ね]。残念です[ね]。 すみません。	I'm sorry (to hear that)./That's a pity. I am sorry.
------------------------------	---

◀会話▶

もしもし	hello (used on the phone)
ああ	oh
いっしょにいかがですか。 [～は] ちょっと……。	Won't you join me (us)? [～] is a bit difficult. (an euphemism used when declining an invitation)
だめですか。	So you cannot (come)?
また <sup>こんど</sup> <sup>ねが</sup> 今度 お願いします。	Please ask me again some other time. (used when refusing an invitation indirectly, considering someone's feelings)



小沢 征爾	famous Japanese conductor (1935 - )
-------	-------------------------------------

## II. Translation

### Sentence Patterns

1. I like Italian cuisine.
2. I understand Japanese a little.
3. Today is my child's birthday, so I will go home early.

### Example Sentences

1. Do you like alcohol?  
...No, I don't.
2. What kind of sports do you like?  
...I like soccer.
3. Is Ms. Karina good at drawing pictures?  
...Yes, she is very good at it.
4. Do you understand Indonesian, Mr. Tanaka?  
...No, I do not understand it at all.
5. Do you have any small change?  
...No, I don't.
6. Do you read newspapers every morning?  
...No, as I don't have the time, I don't.
7. Why did you go home early yesterday?  
...Because I had something to do.

### Conversation

#### That's too bad

- Miller: Hello. This is Miller.  
Kimura: It's you, Mr. Miller. Good evening. How are you?  
Miller: Fine. Thank you.  
Well, Ms. Kimura. How would you like to go to a concert by Seiji Ozawa?  
Kimura: That sounds nice. When will it be?  
Miller: It's on Friday night of next week.  
Kimura: Friday?  
Friday's a bit difficult.  
Miller: So you can't come?  
Kimura: I have arranged to meet a friend on Friday night.  
Miller: You have. I'm sorry to hear that.  
Kimura: I am, too. Please invite me again some other time.

### III. Reference Words & Information

おんがく  
音楽・スポーツ・映画

MUSIC, SPORTS & MOVIES

おんがく  
音楽 Music



ポップス	pop
ロック	rock
ジャズ	jazz
ラテン	Latin American music
クラシック	classical music
民謡	folk music
演歌	traditional Japanese popular songs
ミュージカル	musical
オペラ	opera

えいが  
映画 Film



S F	SF film
ホラー	horror film
アニメ	animated film
ドキュメンタリー	documentary film
恋愛	romantic film
ミステリー	mystery film
文芸	movie based on a classic work
戦争	war film
アクション	action film
喜劇	comedy film

9

63

スポーツ Sports



ソフトボール	softball	野球	baseball
サッカー	soccer	卓球 / ピンポン	ping-pong
ラグビー	rugby football	相撲	sumo
バレーボール	volleyball	柔道	judo
バスケットボール	basketball	剣道	Japanese fencing
テニス	tennis	水泳	swimming
ボーリング	bowling		
スキー	skiing		
スケート	skating		

## IV. Grammar Explanation

1. Nが あります／わかります  
Nが 好きです／嫌いです／上手です／下手です

The object of a transitive verb is marked with を. However, objects of the verbs あります and わかります are marked with が.

Such adjectives as すきです, きらいです, じょうずです and へたです require objects, and these are marked with が, too. The verbs and adjectives whose objects are marked with が are those kinds that describe preference, ability, possession and the like.

- ① わたしは イタリア料理<sup>りょうり</sup>が 好きです。 I like Italian food.  
 ② わたしは 日本語<sup>にほんご</sup>が わかります。 I understand Japanese.  
 ③ わたしは 車<sup>くるま</sup>が あります。 I have a car.

### 2. どんな N

Other than the usage you learned in Lesson 8, どんな is also used to ask the listener to name one from a group which the noun after どんな denotes.

- ④ どんな スポーツが 好きですか。 What sports do you like?  
 …サッカーが 好きです。 …I like football.

### 3. よく／だいたい／たくさん／少し／あまり／全然

These adverbs are put before verbs when they modify them. The following is a summary of their usage.

degree	adverb + affirmative	adverb + negative
↑ high	よく わかります	
↕	だいたい わかります	
↓ low	すこし わかります	あまり わかりません ぜんぜん わかりません

amount	adverb + affirmative	adverb + negative
↑ large	たくさん あります	
↕	すこし あります	あまり ありません ぜんぜん ありません

- ⑤ 英語が よく わかります。 I understand English very well.  
 ⑥ 英語が 少し わかります。 I understand English a little.  
 ⑦ 英語が あまり わかりません。 I don't understand English so well.  
 ⑧ お金が たくさん あります。 I have a lot of money.  
 ⑨ お金が 全然 ありません。 I don't have any money.

[Note] すこし and ぜんぜん can also modify adjectives.

- ⑩ ここは 少し 寒いです。 It's a little cold here.  
 ⑪ あの 映画は 全然 おもしろくないです。  
 That movie is not interesting at all.

#### 4. S<sub>1</sub> から、 S<sub>2</sub>

から connects two sentences together to denote a causal relationship. S<sub>1</sub> is the reason for S<sub>2</sub>.

- ⑫ 時間が ありませんから、新聞を 読みません。  
 Because I don't have time, I don't read the newspaper.

You can also state S<sub>2</sub> first and add the reason after it.

- ⑬ 毎朝 新聞を 読みますか。  
 …いいえ、読みません。時間が ありませんから。  
 Do you read a newspaper every morning?  
 …No, I don't. Because I have no time.

#### 5. どうして

The interrogative どうして is used to ask a reason. The answer needs から at the end.

- ⑭ どうして 朝 新聞を 読みませんか。  
 …時間が ありませんから。  
 Why don't you read a newspaper in the morning?  
 …Because I don't have time.

The question どうしてですか is also used to ask the reason for what the other person has said.

- ⑮ きょうは 早く 帰ります。 I'll go home early today.  
 …どうしてですか。 …Why?  
 子どもの 誕生日ですから。 Because today's my child's birthday.

# Lesson 10

## I. Vocabulary

います		exist, be (referring to animate things)
あります		exist, be (referring to inanimate things)
いろいろ[な]		various
おとこのひと	男の人	man
おんなのひと	女の人	woman
おとこのこ	男の子	boy
おんなのこ	女の子	girl
いぬ	犬	dog
ねこ	猫	cat
き	木	tree, wood
もの	物	thing
フィルム		film
でんち	電池	battery
はこ	箱	box
スイッチ		switch
れいぞうこ	冷蔵庫	refrigerator
テーブル		table
ベッド		bed
たな	棚	shelf
ドア		door
まど	窓	window
ポスト		mailbox, postbox
ビル		building
こうえん	公園	park
きっさてん	喫茶店	coffee shop
ほんや	本屋	bookstore
～や	～屋	～ store
のりば	乗り場	a fixed place to catch taxis, trains, etc.
けん	県	prefecture



## II. Translation

### Sentence Patterns

1. Ms. Sato is over there.
2. There is a photo on the desk.
3. My family is in New York.
4. Tokyo Disneyland is in Chiba Prefecture.

### Example Sentences

1. You see that man over there. Who is that?  
...He is Mr. Matsumoto of IMC.
2. Is there a telephone near here?  
...Yes, it is over there.
3. Who is in the garden?  
...Nobody is. There is a cat.
4. What is there in the box?  
...There are old letters and photos and so on.
5. Where is Mr. Miller?  
...He is in the meeting room.
6. Where is the post office?  
...It is near the station. It is in front of the bank.

### Conversation

#### Do you have chili sauce in this store?

Miller: Excuse me. Where is Yunyu-ya Store?

Woman: Yunyu-ya Store?

You see that white building over there?

The store is in that building.

Miller: I see. Thank you.

Woman: Not at all.

Miller: Excuse me, do you have chili sauce?

Shop assistant: Yes.


There is a spice corner on the right-hand side at the back.

Chili sauce is on the second rack from the bottom.

Miller: I see. Thanks.

### III. Reference Words & Information

## うちの中 <sup>なか</sup> INSIDE THE HOUSE



- |                             |               |                           |             |
|-----------------------------|---------------|---------------------------|-------------|
| ① 玄関 <small>げんかん</small>    | entrance hall | ⑥ 食堂 <small>しょくどう</small> | dining room |
| ② トイレ                       | toilet        | ⑦ 居間 <small>いま</small>    | living room |
| ③ 風呂場 <small>ふろば</small>    | bathroom      | ⑧ 寝室 <small>しんしつ</small>  | bedroom     |
| ④ 洗面所 <small>せんめんじょ</small> | washroom      | ⑨ 廊下 <small>ろっか</small>   | hallway     |
| ⑤ 台所 <small>だいどころ</small>   | kitchen       | ⑩ ベランダ                    | balcony     |


10

69





#### How to Use a Japanese Bath

- ① Wash and rinse yourself in the tiled area before getting in the bath.
- ② Soap and shampoo should never be used in the bath. The bath is for soaking and relaxing.
- ③ When you get out of the bath, you don't drain the water as someone else may wish to use it. Put a cover on the bath.



#### How to Use the Toilet

Japanese style



Western style



## IV. Grammar Explanation

### 1. Nが あります / います

This sentence pattern is used to indicate the existence or presence of a thing(s) or person(s). The thing(s) or person(s) in such a sentence is treated as the subject and marked with the particle が.

- 1) あります is used when what is present is inanimate or does not move by itself. Things, plants and places belong in this category.

- ① コンピューターが あります。      There is a computer.  
② 桜が あります。      There are cherry trees.  
③ 公園が あります。      There is a park.

- 2) When what is present is animate and moves by itself, います is used. People and animals belong in this category.

- ④ 男の 人が います。      There is a man.  
⑤ 犬が います。      There is a dog.

### 2. N<sub>1</sub>(place)に N<sub>2</sub>が あります / います

- 1) The place where N<sub>2</sub> is present is indicated by the particle に.

- ⑥ わたしの 部屋に 机が あります。      There is a desk in my room.  
⑦ 事務所に ミラーさんが います。      Mr. Miller is in the office.

- 2) You can ask what or who is present at/in the place by using this pattern. The interrogative なに is used for things and だれ is used for persons.

- ⑧ 地下に 何が ありますか。      What is there in the basement?  
…レストランが あります。      …There are restaurants.  
⑨ 受付に だれが いますか。      Who is at the reception desk?  
…木村さんが います。      …Ms. Kimura is there.

### 3. N<sub>1</sub>は N<sub>2</sub>(place)に あります / います

- 1) In this sentence pattern, the speaker picks up N<sub>1</sub> as the topic, and explains where it is. The topic should be something or someone that both the speaker and the listener know about. The particle attached to N<sub>1</sub> is not が, which marks the subject, but は, which marks the topic.

- ⑩ 東京ディズニーランドは 千葉県に あります。  
Tokyo Disneyland is in Chiba Prefecture.

- ⑪ ミラーさんは 事務所に います。      Mr. Miller is in the office.

- 2) When you ask where N<sub>1</sub> is, this sentence pattern is used.

- ⑫ 東京ディズニーランドは どこに ありますか。  
…千葉県に あります。  
Where is Tokyo Disneyland?  
…It's in Chiba Prefecture.

- ⑬ ミラーさんは どこに いますか。      Where is Mr. Miller?  
…事務所に います。      …He's in the office.

[Note] です is sometimes used to replace a verb predicate when the predicate is obvious. The sentence  $N_1$  は  $N_2$ (place)に あります/います can be replaced by the sentence  $N_1$  は  $N_2$ (place)です, which you learned in Lesson 3.

- ⑭ 東京ディズニーランドは どこに ありますか。  
…千葉県です。

Where is Tokyo Disneyland?

…It's in Chiba Prefecture.

#### 4. $N_1$ (thing/person/place) の $N_2$ (position)

うえ, した, まえ, うしろ, みぎ, ひだり, なか, そと, となり, ちかく and あいだ are nouns denoting position.

- ⑮ 机の上に 写真があります。 There is a picture on the desk.

- ⑯ 郵便局は銀行の隣にあります。 The post office is next to the bank.

[Note] As these are place nouns, not only に but also particles like で can come after them.

- ⑰ 駅の近くで 友達に 会いました。 I met a friend near the station.

#### 5. $N_1$ や $N_2$

Nouns are connected in coordinate relation by the particle や. While と enumerates all the items, や shows a few representative items. Sometimes など is put after the last noun to explicitly express that there are also some other things of the kind.

- ⑱ 箱の中に 手紙や 写真があります。

There are letters, pictures and so on in the box.

- ⑲ 箱の中に 手紙や 写真などが あります。

There are letters, pictures and so on in the box.

#### 6. Word (s) ですか

The particle か has the function to confirm. The speaker picks up a word or words he/she wants to confirm and confirms it (them) using this pattern.

- ⑳ すみません。ユニユーヤ・ストアは どこですか。

…ユニユーヤ・ストアですか。あの ビルの 中です。

Excuse me, but where is Yunyu-ya Store?

…Yunyu-ya Store? It's in that building.

#### 7. チリソースは ありませんか

The expression チリソースは ありませんか is found in the conversation of this lesson. By using the negative form ありませんか instead of ありますか, you can be indirect and polite, showing that you are prepared for a negative answer.

# Lesson 11

## I. Vocabulary

います [こどもが～]	[子どもが～]	have [a child]
います [にほんに～]	[日本に～]	stay, be [in Japan]
かかります		take (referring to time or money)
やすみます [かいしゃを～]	休みます [会社を～]	take a day off [work]
ひとつ	1つ	one (used when counting things)
ふたつ	2つ	two
みっつ	3つ	three
よっつ	4つ	four
いつつ	5つ	five
むっつ	6つ	six
ななつ	7つ	seven
やっつ	8つ	eight
ここのつ	9つ	nine
とお	10	ten
いくつ		how many
ひとり	1人	one person
ふたり	2人	two persons
一人	一人	— people
—だい	—台	(counter for machines, cars, etc.)
—まい	—枚	(counter for paper, stamps, etc.)
—かい	—回	— times
りんご		apple
みかん		mandarin orange
サンドイッチ		sandwich
カレー[ライス]		curry [and rice]
アイスクリーム		ice cream
きって	切手	postage stamp
はがき		post card
ふうとう	封筒	envelope
そくたつ	速達	special delivery
かきとめ	書留	registered mail

エアメール (こうくうびん)	(航空便)	airmail
ふなびん	船便	sea mail
りょうしん	両親	parents
きょうだい	兄弟	brothers and sisters
あに	兄	(my) elder brother
おにいさん	お兄さん	(someone else's) elder brother
あね	姉	(my) elder sister
おねえさん	お姉さん	(someone else's) elder sister
おとうと	弟	(my) younger brother
おとうとさん	弟さん	(someone else's) younger brother
いもうと	妹	(my) younger sister
いもうとさん	妹さん	(someone else's) younger sister

がいこく 外国 foreign country

- |        |     |          |
|--------|-----|----------|
| -じかん   | -時間 | - hours  |
| -しゅうかん | -週間 | - weeks  |
| -かげつ   | -か月 | - months |
| -ねん    | -年  | - years  |
| ～ぐらい   |     | about ~  |
| どのくらい  |     | how long |

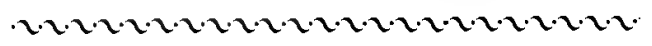
ぜんぶで みんな 全部で in total  
all, everything

～だけ only ~

いらっしゃいませ。 Welcome./May I help you? (a greeting to a customer or a guest entering a shop, etc.)

◀会話▶

いい [お]天気ですね。	Nice weather, isn't it?
お出かけですか。	Are you going out?
ちょっと ~まで。	I'm just going to ~.
行って いらっしゃい。	So long. (lit. Go and come back.)
行って まいります。	So long. (lit. I'm going and coming back.)
それから	and, furthermore



オーストラリア Australia

## II. Translation

### Sentence Patterns

1. There are seven tables in the meeting room.
2. I will stay in Japan for one year.

### Example Sentences

1. How many apples did you buy?  
...I bought four.
2. Give me five 80-yen stamps and two postcards, please.  
...Certainly. That's 500 yen in all.
3. Are there foreign teachers at Fuji University?  
...Yes, there are three. They are all Americans.
4. How many people are there in your family?  
...There are five. My parents, my elder sister, my elder brother and me.
5. How many times a week do you play tennis?  
...I play it about twice a week.
6. How long did you study Spanish, Mr. Tanaka?  
...I studied it for three months.  
Only three months? You speak it very well.
7. How long does it take from Osaka to Tokyo by Shinkansen?  
...It takes two and a half hours.

### Conversation

#### **Please send this by sea mail**


Janitor: Nice weather, isn't it? Are you going out?  
Wang: Yes, I am going to the post office.  
Janitor: Really? See you later.  
Wang: See you.

-----  
Wang: I would like to send this by special delivery.  
Post office clerk: Sure. To Australia? That's 370 yen.  
Wang: And also this parcel.  
Post office clerk: By sea mail or airmail?  
Wang: How much is sea mail?  
Post office clerk: 500 yen.  
Wang: How long will it take?  
Post office clerk: It will take about one month.  
Wang: Well, please send it by sea mail.

### III. Reference Words & Information


## メニュー MENU

ていしょく 定食	set meal
ランチ	set meal in the western style
てん 天どん	a bowl of rice with fried fish and vegetables
おやこ 親子どん	a bowl of rice with chicken and egg
ぎゅう 牛どん	a bowl of rice with beef
やきにく 焼肉	grilled meat
やさい 野菜いため	sauteed vegetables
つけもの 漬物	pickles
みそ汁	miso soup
おにぎり	riceball 
てんぷら	fried seafood and vegetables
すし	vinegared rice with raw fish
うどん	Japanese noodles made from wheat flour
そば	Japanese noodles made from buckwheat flour
ラーメン	Chinese noodles in soup with meat and vegetables
焼きそば	Chinese stir-fried noodles with pork and vegetables
お好み焼き	a type of pancake grilled with meat, vegetables and egg



カレーライス	curry and rice
ハンバーグ	hamburg steak
コロッケ	croquette
えびフライ	fried shrimp
フライドチキン	fried chicken

サラダ	salad
スープ	soup
スパゲティー	spaghetti
ピザ	pizza
ハンバーガー	hamburger
サンドウィッチ	sandwich
トースト	toast



コーヒー	coffee
紅茶	black tea
ココア	cocoa
ジュース	juice
コーラ	cola

## IV. Grammar Explanation

### 1. Saying numbers

#### 1) ひとつ, ふたつ……とお

These words are used to count things up to ten. Eleven and higher are counted by using the numbers themselves.

#### 2) Counter Suffixes

When counting some sorts of things or expressing the quantity of things, counter suffixes are attached after the numbers.

—人 にん number of people except for one and two

ひとり ひとり (1人) and ふたり ふたり (2人) are used for one and two.

4人 (four people) is read よにん.

—台 だい number of machines or vehicles like cars and bicycles

—枚 まい number of thin or flat things such as paper, dishes, shirts, CDs, etc.

—回 かい times

—分 ぶん minutes

—時間 じかん hours

—日 にち days

The number of days takes the counter suffix にち. However, from two to ten, the same words as used for dates are used. (“One day” is 1にち, “two days” is ふつか, ……; “ten days” is とおか.)

—週間 しゅうかん weeks

—か月 げつ months

—年 ねん years

Details and other counter suffixes are listed in the appendices.

#### 3) Usage

Quantifiers (numbers with counter suffixes) are usually put before the verbs they modify. However, this is not always the case with length of time.

① りんごを 4つ 買いました。 We bought four apples.

② 外国人の 学生が 2人 います。 There are two foreign students.

③ 国で 2か月 日本語を 勉強しました。

I studied Japanese for two months in my country.

#### 4) Interrogatives

(1) いくつ is used to ask how many about things which are counted as ひとつ, ふたつ, …….

④ みかんを いくつ 買いましたか。

…8つ 買いました。

How many mandarin oranges did you buy?

…I bought eight.

(2) なん is used with a counter suffix to ask how many.

- ⑤ この かいしゃ 会社に がいこくじん 外国人が なんにん 何人 いますか。  
…5人 います。

How many foreigners are there in this company?

…There are five.

- ⑥ 毎晩 まいばん 何時間 なんじかん 日本語を にほんご 勉強 べんきょう しますか。  
…2時間 じかん 勉強 べんきょう します。

How many hours do you study Japanese every night?

…Two hours.

(3) どのくらい is used to ask the length of time something takes. You can use various units of time in the answer.

- ⑦ どのくらい にほんご 日本語を べんきょう 勉強 べんきょう しましたか。  
…3年 ねん 勉強 べんきょう しました。

How long did you study Japanese?

…I studied it for three years.

- ⑧ 大阪 おおさか から 東京 とうきょう まで どのくらい どとうきょう かかりますか。  
…新幹線 しんかんせん で 2時間半 しかんはん かかります。

How long does it take from Osaka to Tokyo?

…It takes two and a half hours by Shinkansen.

5) ぐらい

ぐらい is added after quantifiers to mean “about.”

- ⑨ 学校 がっこう に 先生 せんせい が 30人 にん ぐらい います。

There are about thirty teachers in our school.

- ⑩ 15分 ふん ぐらい かかります。                      It takes about fifteen minutes.

2. **Quantifier (period) に 一回 V**

With this expression you can say how often you do something.

- ⑪ 1か月に げつ 2回 かい 映画 えいご を み 見ます。                      I go to see movies twice a month.

3. **Quantifier だけ / N だけ**

だけ means “only.” It is added after quantifiers or nouns to express that there is no more or nothing (no one) else.

- ⑫ パワー電気 でんき に 外国人 がいこくじん の 社員 しゃいん が 1人 ひとり だけ います。

There is only one foreign employee in Power Electric.

- ⑬ 休み やすみ は 日曜日 にちようび だけです。                      I only have Sundays off.

# Lesson 12

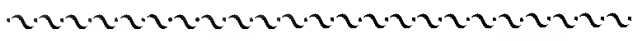
## I. Vocabulary

かんたん[な]	簡単[な]	easy, simple
ちかい	近い	near
とおい	遠い	far
はやい	速い、早い	fast, early
おそい	遅い	slow, late
おおい	多い	many [people], much
[ひとが～]	[人が～]	
すくない	少ない	few [people], a little
[ひとが～]	[人が～]	
あたたかい	暖かい、温かい	warm
すずしい	涼しい	cool
あまい	甘い	sweet
からい	辛い	hot (taste), spicy
おもい	重い	heavy
かるい	軽い	light
いい		prefer [coffee]
[コーヒーが～]		
きせつ	季節	season
はる	春	spring
なつ	夏	summer
あき	秋	autumn, fall
ふゆ	冬	winter
てんき	天気	weather
あめ	雨	rain, rainy
ゆき	雪	snow, snowy
くもり	曇り	cloudy
ホテル		hotel
くうこう	空港	airport
うみ	海	sea, ocean
せかい	世界	world

パーティー		party (～を します: give a party)
[お]まつり	[お]祭り	festival
しけん	試験	examination
すきやき	すき焼き	sukiyaki (beef and vegetable hot pot)
さしみ	刺身	sashimi (sliced raw fish)
[お]すし		sushi (vinegared rice topped with raw fish)
てんぷら		tempura (seafood and vegetables deep fried in batter)
いけばな	生け花	flower arrangement (～を します: practice flower arrangement)
もみじ	紅葉	maple, red leaves of autumn
どちら		which one (between two things)
どちらも		both
ずっと		by far
はじめて	初めて	for the first time

◀ 会話 ▶

ただいま。	I'm home.
お帰 <sup>かえ</sup> りなさい。	Welcome home.
すごいですね。	That's amazing.
でも	but
疲 <sup>つか</sup> れました。	(I'm) tired.



ぎ おんまつり 祇園祭	the Gion Festival, the most famous festival in Kyoto
ホンコン	Hong Kong (香港)
シンガポール	Singapore
まいにちや 毎日屋	fictitious supermarket
ABCストア	fictitious supermarket
ジャパン	fictitious supermarket

## II. Translation

### Sentence Patterns

1. It was rainy yesterday.
2. It was cold yesterday.
3. Hokkaido is bigger than Kyushu.
4. I like summer best of the year.

### Example Sentences

1. Was Kyoto quiet?  
...No, it wasn't.
2. Was the trip enjoyable?  
...Yes, it was very enjoyable.
3. Was the weather good?  
...No, it wasn't so good.
4. How was the party yesterday?  
...It was very lively. I met various people.
5. Are there more people in Tokyo than in New York?  
...Yes, a lot more.
6. Which is the faster way to get to the airport, by bus or by train?  
...The train is faster.
7. Which do you prefer, the sea or the mountains?  
...I like both.
8. What do you like best of all Japanese dishes?  
...I like tempura best.

### Conversation

#### How was the Festival?

- Miller: Hello. (I'm home.)  
Janitor: Hello. (Welcome home.)  
Miller: This is a souvenir from Kyoto.  
Janitor: Thank you.  
How was the Gion Festival?  
Miller: It was very interesting.  
There were a lot of foreign visitors.  
Janitor: The Gion Festival is the most famous of all the festivals in Kyoto.  
Miller: Is that so?  
Janitor: Did you take photos?  
Miller: Yes, I took about a hundred photos.  
Janitor: Amazing!  
Miller: Yes. But it made me a bit tired.

### III. Reference Words & Information

まつり  
祭り

めいしよ  
と名所

### FESTIVALS & PLACES OF NOTE


ろくおんじ きんかくし きんかく  
鹿苑寺 (金閣寺) 金閣



ふじさん  
富士山




とうしやくう  
東照宮




ひのじしよ  
姫路城



ぎ おんまつり  
祇園祭



けんぼく  
原爆ドーム



こうじ  
皇居




81

日光

東京

姫路 大阪 京都 奈良


広島



てんじんまつり  
天神祭



とうだいし だいほん  
東大寺・大仏



かんだまつり  
神田祭

## IV. Grammar Explanation

### 1. Past tense of noun sentences and な-adjective sentences

	non-past (present/future)		past	
affirmative	N な-adj	あめ しずか } です	N な-adj	あめ しずか } でした
negative	N な-adj	あめ しずか } じゃありません (では)	N な-adj	あめ しずか } じゃありませんでした (では)

① きのうは 雨<sup>あめ</sup>でした。 It was rainy yesterday.

② きのうの 試験<sup>しけん</sup>は 簡単<sup>かんたん</sup>じゃありませんでした。  
Yesterday's exam was not easy.

### 2. Past tense of い-adjective sentences

	non-past (present/future)	past
affirmative	あついです	あつかったです
negative	あつくないです	あつくなかったです

③ きのうは 暑<sup>あつ</sup>かったです。 It was hot yesterday.

④ きのうの パーティーは あまり 楽し<sup>たの</sup>しくなかったです。  
I didn't enjoy yesterday's party very much.

### 3. $N_1$ は $N_2$ より adjective です

This sentence pattern describes the quality and/or state of  $N_1$  in comparison with  $N_2$ .

⑤ この 車<sup>くるま</sup>は あの 車<sup>くるま</sup>より 大き<sup>おお</sup>いです。  
This car is bigger than that car.

### 4. $N_1$ と $N_2$ と どちらが adjective ですか … $N_1$ / $N_2$ の ほう<sup>ほう</sup>が adjective です

The question asks the listener to choose between two items ( $N_1$  and  $N_2$ ). The interrogative used is always どちら if the comparison is made between two items.

⑥ サッカーと 野球<sup>やきゅう</sup>と どちらが おもしろ<sup>おもしろ</sup>いですか。  
…サッカーの ほう<sup>ほう</sup>が おもしろ<sup>おもしろ</sup>いです。

Which is more interesting, baseball or football?

…Football is.

⑦ ミラーさんと サントスさんと どちらが テニスが 上手ですか。

Who is a better tennis player, Mr. Miller or Mr. Santos?

⑧ 北海道と 大阪と どちらが 涼しいですか。

Which is cooler, Hokkaido or Osaka?

⑨ 春と 秋と どちらが 好きですか。

Which do you like better, spring or autumn?

5.

$N_1$ [の 中] で <table border="0"><tr><td rowspan="4" style="font-size: 3em; vertical-align: middle;">}</td><td>何</td></tr><tr><td>どこ</td></tr><tr><td>だれ</td></tr><tr><td>いつ</td></tr></table> が いちばん adjective ですか	}	何	どこ	だれ	いつ
}		何			
		どこ			
		だれ			
	いつ				
… $N_2$ が いちばん adjective です					

This question pattern is used to ask the listener to choose something that is the most “adjective.” The choice is made from the group or category denoted by  $N_1$ . The interrogative used is decided by the kind of category from which the choice is made.

⑩ 日本料理 [の 中] で 何が いちばん おいしいですか。

…てんぷらが いちばん おいしいです。

Among Japanese dishes, what is the most delicious?

…Tempura is.

⑪ ヨーロッパで どこが いちばん よかったですか。

…スイスが いちばん よかったです。

In Europe, where did you like best?

…I liked Switzerland best.

⑫ 家族で だれが いちばん 背が 高いですか。

…弟が いちばん 背が 高いです。

Who is the tallest of your family?

…My younger brother is.

⑬ 1年 で いつが いちばん 寒いですか。

…2月 が いちばん 寒いです。

When is the coldest time of a year?

…It’s coldest in February.

[Note] When the subject is an interrogative, the particle が is used. (See Lesson 10, なにが ありますか / だれが いますか.)

When the subject of an adjective sentence is questioned, が is attached to the interrogative in the same way.

# Lesson 13

## I. Vocabulary

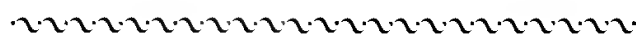
あそびます	遊びます	enjoy oneself, play
およぎます	泳ぎます	swim
むかえます	迎えます	go to meet, welcome
つかれます	疲れます	get tired
だします	出します	send [a letter]
[てがみを ~]	[手紙を ~]	
はいります	入ります	enter [a coffee shop]
[きっさてんに ~]	[喫茶店に ~]	
でます	出ます	go out [of a coffee shop]
[きっさてんを ~]	[喫茶店を ~]	
けっこんします	結婚します	marry, get married
かいものします	買い物します	do shopping
しょくじします	食事します	have a meal, dine
さんぽします	散歩します	take a walk [in a park]
[こうえんを ~]	[公園を ~]	
たいへん[な]	大変[な]	hard, tough, severe, awful
ほしい	欲しい	want (something)
さびしい	寂しい	lonely
ひろい	広い	wide, spacious
せまい	狭い	narrow, small (room, etc.)
しやくしょ	市役所	municipal office, city hall
プール		swimming pool
かわ	川	river
けいざい	経済	economy
びじゅつ	美術	fine arts
つり	釣り	fishing (~をします: fish, angle)
スキー		skiing (~をします: ski)
かいぎ	会議	meeting, conference (~をします: hold a conference)
とうろく	登録	registration (~をします: register)

しゅうまつ	週末	weekend
～ごろ		about (time)
なにか	何か	something
どこか		somewhere, some place
おなかが すきました。		(I'm) hungry.
おなかが いっぱいです。		(I'm) full.
のどが かわきました。		(I'm) thirsty.
そうですね。		I agree with you.
そう しましょう。		Let's do that. (used when agreeing with someone's suggestion)

13

◀ 会話 ▶

ご注文は？ <small>ちゅうもん</small>	May I take your order?
定食 <small>ていしょく</small>	set meal
牛どん <small>ぎゅう</small>	bowl of rice topped with beef
[少々] お待ちください。 <small>しょうしょう</small>	Please wait [a moment].
別々に <small>べつべつ</small>	separately



ロシア	Russia
つるや	fictitious Japanese restaurant
おはようテレビ	fictitious TV program

## II. Translation

### Sentence Patterns

1. I want a personal computer.
2. I want to eat tempura.
3. I will go to France to study cooking.

### Example Sentences

1. What do you want most now?  
...I want a house.
2. Where do you want to go on summer vacation?  
...I want to go to Okinawa.
3. Because I am tired today, I don't want to do anything.  
...Me, too. Today's meeting was tough, wasn't it?
4. What will you do this weekend?  
...I will go to Kobe with my children to see the ships.
5. What did you come to Japan to study?  
...I came here to study economics.
6. Did you go anywhere on winter vacation?  
...Yes, I did.  
Where did you go?  
...I went to Hokkaido to ski.

### Conversation

#### Charge us separately

- Yamada: Why, it's already twelve. Shall we go for lunch?  
Miller: Sure.  
Yamada: Where shall we go?  
Miller: Let me see. Today I want to eat Japanese food.  
Yamada: Then, let's go to "Tsuru-ya."  
-----
- Waiter: May I take your order?  
Miller: I'll have the tempura set lunch.  
Yamada: I'll have the gyudon.  
Waiter: One tempura set lunch and one gyudon. I'll be right back.  
-----
- Cashier: 1,680 yen altogether, sir.  
Miller: Excuse me. Please charge us separately.  
Cashier: Right. 980 yen for the tempura set lunch, 700 yen for the gyudon.

### III. Reference Words & Information

## 町の中 TOWN

博物館  
美術館  
図書館  
映画館  
動物園  
植物園  
遊園地

museum  
art museum  
library  
movie theater  
zoo  
botanical garden  
amusement park

お寺  
神社  
教会  
モスク

Buddhist temple  
Shinto shrine  
Christian church  
Mosque

体育館  
プール  
公園

gymnasium  
swimming pool  
park

大使館  
入国管理局

embassy  
immigration bureau

市役所  
警察署  
交番  
消防署  
駐車場

city hall  
police  
police box  
fire station  
parking lot

大学  
高校  
中学校  
小学校  
幼稚園





university  
senior high school  
junior high school  
elementary school  
kindergarten

肉屋  
パン屋  
魚屋  
酒屋  
八百屋

butcher's shop  
bakery  
fishmonger's  
liquor shop  
vegetable shop

喫茶店  
コンビニ  
スーパー  
デパート

coffee shop  
convenience store  
supermarket  
department store



## IV. Grammar Explanation

### 1. **Nが欲しいです**

This sentence pattern is used to express the speaker's desire to possess or have an object. It can also be used to ask what the listener wants. The object is marked with the particle が. ほしい is an い-adjective.

- ① わたしは 友達<sup>ともだち</sup>が 欲しいです。 I want a friend.  
② 今 何<sup>いま なに</sup>が いちばん 欲しいですか。 What do you want most now?  
…車<sup>くるま</sup>が 欲しいです。 …I want a car most.  
③ 子ども<sup>こども</sup>が 欲しいですか。 Do you want a child?  
…いいえ、欲<sup>ほ</sup>しくありません。 …No, I don't.

### 2. **Vます-form たいです**

#### 1) Verb ます-form

The form of a verb when it is used with ます is called the ます-form. In the word かいます, かい is the ます-form.

#### 2) Vます-form たいです

This expresses the speaker's desire to do something. It is also used to ask what the listener wants to do. In this expression, as is seen in ⑤ below, the particle が can replace the particle を. The other particles cannot be replaced by が. Vます-form たい inflects as an い-adjective.

- ④ わたしは 沖縄<sup>おきなわ</sup>へ 行<sup>い</sup>きたいです。 I want to go to Okinawa.  
⑤ わたしは てんぷら<sup>てんぷら</sup>を 食<sup>く</sup>べたいです。 I want to eat tempura.  
(が)  
⑥ 神戸<sup>こふ</sup>で 何<sup>なに</sup>を 買<sup>か</sup>いたいですか。 What do you want to buy in Kobe?  
(が)  
…靴<sup>くつ</sup>を 買<sup>か</sup>いたいです。 …I want to buy a pair of shoes.  
(が)  
⑦ おなか<sup>おなか</sup>が 痛<sup>いた</sup>いからです、何<sup>なに</sup>も 食<sup>く</sup>べたくありません。 Because I have a stomachache, I don't want to eat anything.

[Note 1] ほしいです or ~たいです cannot be used to describe the third person's desire.

[Note 2] You can neither use ほしいですか nor Vます-form たいですか when you offer something or invite someone to do something. For example, when you offer a cup of coffee (or invite the listener to have a cup of coffee), you should not say, コーヒーが ほしいですか, nor should you say コーヒーを のみたいですか. Expressions such as コーヒーは いかがですか or コーヒーを のみませんか should be used.

3. N (place) へ { Vます-form / N } に行きます / 来ます / 帰ります

The purpose for *いきます*, *きます* or *かえります* is expressed using this pattern. The purpose is marked with the particle *に*. A noun used before *に* is of the kind denoting an action.

⑧ 神戸へ インド料理を 食べに 行きます。

I'm going to Kobe to eat Indian food.

⑨ 神戸へ 買い物に 行きます。

I'm going to Kobe for shopping.

⑩ 日本へ 美術の 勉強に 来ました。

I came to Japan in order to study art.

[Note] You can also use nouns denoting events such as festivals and concerts before *に*. In this case, the speaker's purpose is to see or enjoy the event.

⑪ あした 京都の お祭りに 行きます。

I'll go to the festival in Kyoto tomorrow.

4. Nに V / Nを V

The particle *に* marks the goal when used with verbs like *はいります*, *のります* (get on; see Lesson 16), etc. The particle *を* marks the starting point or place when used with verbs like *でます*, *おります* (get off; see Lesson 16), etc.

⑫ あの 喫茶店に 入りましょう。

Let's go in that coffee shop.

⑬ 7時に うちを 出ます。

I leave my house at 7 o'clock.

5. どこか / 何か

*どこか* means anywhere or somewhere. *なにか* means anything or something. The particles *へ* and *を* can be omitted.

⑭ 冬休みは どこか[へ] 行きましたか。

…はい、行きました。

Did you go anywhere in the winter vacation?

…Yes, I did.

⑮ のどが かわきましたから、何か[を] 飲みたいです。

I'm thirsty. I want to drink something.

6. ご注文

*ご* is a prefix added to some words to express respect.

⑯ ご注文は?

May I have your order?

# Lesson 14

## I. Vocabulary

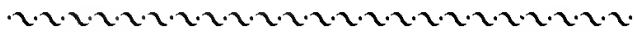
つけます II		turn on
けします I	消します	turn off
あけます II	開けます	open
しめます II	閉めます	close, shut
いそぎます I	急ぎます	hurry
まちます I	待ちます	wait
とめます II	止めます	stop, park
まがります I	曲がります	turn [to the right]
[みぎへ～]	[右へ～]	
もちます I	持ちます	hold
とります I	取ります	take, pass
てつだいます I	手伝います	help (with a task)
よびます I	呼びます	call
はなします I	話します	speak, talk
みせます II	見せます	show
おしえます II	教えます	tell [an address]
[じゅうしょを～]	[住所を～]	
はじめます II	始めます	start, begin
ふります I	降ります	rain
[あめが～]	[雨が～]	
コピーします III		copy
エアコン		air conditioner
パスポート		passport
なまえ	名前	name
じゅうしょ	住所	address
ちず	地図	map
しお	塩	salt
さとう	砂糖	sugar
よみかた	読み方	how to read, way of reading
～かた	～方	how to ～, way of ～ ing

ゆっくり		slowly, leisurely
すぐ		immediately
また		again
あとで		later
もう すこし	もう 少し	a little more
もう ~		~ more, another ~

いいですよ。	Sure./Certainly.
さあ	right (used when encouraging some course of action)
あれ？	Oh! (in surprise or in wonder)

◀ 会話 ▶

信号を 右へ 曲がって ください。	Turn to the right at the signal.
まっすぐ	straight
これで お願いします。	I'd like to pay with this.
お釣り	change



梅田	name of a town in Osaka
----	-------------------------

## II. Translation

### Sentence Patterns

1. Wait a moment, please.
2. Mr. Miller is making a telephone call now.

### Example Sentences

1. Please write your name and address here.  
...Yes.
2. Please show me that shirt.  
...Here you are.  
Do you have one a little bigger?  
...Yes. How about this shirt?
3. Excuse me. Please tell me how to read this kanji?  
...It's "kakitome."
4. It's hot, isn't it? Shall I open the window?  
...Yes, please.
5. Shall I come to the station to pick you up?  
...No, thank you. I will come by taxi.
6. Where is Ms. Sato?  
...She is talking with Mr. Matsumoto in the meeting room.  
Then, I will come again later.

### Conversation


#### To Umeda, please

- Karina: To Umeda, please.  
Driver: Yes.  
-----
- Karina: Excuse me. Turn to the right at that traffic light.  
Driver: To the right?  
Karina: Yes.  
-----
- Driver: Go straight?  
Karina: Yes, go straight.  
-----
- Karina: Stop in front of that flower shop.  
Driver: Yes.  
1,800 yen, please.
- Karina: Here you are.  
Driver: That's 3,200 yen change. Thank you.

### III. Reference Words & Information

## えき STATION

きっぷうりば 切符売り場	ticket office, ticket area	とっきゅう 特急	super-express train
じどうけんばいき 自動券売機	ticket machine	きゅうこう 急行	express train
せいさんき 精算機	fare adjustment machine	かいそく 快速	rapid service train
かいさつぐち 改札口	wicket, ticket barrier	じゅんきゅう 準急	semi-express train
でぐち 出口	exit	つう 普通	local train
いりぐち 入口	entrance		
ひがしぐち 東口	east exit	しこくひょう 時刻表	timetable
にしぐち 西口	west exit	はつ ～発	departing ~
みなみぐち 南口	south exit	ちやく ～着	arriving at ~
きたぐち 北口	north exit	とうきょういき [東京]行き	for [TOKYO]
ちゅうおうぐち 中央口	central exit		
[プラットフォーム]ホーム	platform	ていきけん 定期券	commutation ticket, commuter pass
ばいてん 売店	kiosk	かいすうけん 回数券	coupon ticket
コインロッカー	coin locker	かたみち 片道	one way
タクシー乗り場	taxi stand	あつぷく 往復	round trip
バスターミナル	bus terminal		
バス停	bus stop		



## IV. Grammar Explanation

### 1. Verb conjugation

Verbs in Japanese change their forms, i.e., they conjugate, and they are divided into three groups according to the type of conjugation. Depending on the following phrases, you can make sentences with various meanings.

### 2. Verb groups

#### 1) Group I verbs

In the verbs of this group, the last sound of the **ます**-form is that of the **い**-line. (See Main Textbook, p. 2, “かなと拍.”)

かきます write のみます drink

#### 2) Group II verbs

In most of the verbs of this group, the last sound of the **ます**-form is that of the **え**-line, but in some verbs the last sound of the **ます**-form is that of the **い**-line.

たべます eat みせます show みます see

#### 3) Group III verbs

Verbs of this group include **します** and “noun denoting an action + **します**” as well as **きます**.

### 3. Verb て-form

The verb form which ends with **て** or **で** is called the **て**-form. How to make the **て**-form of a verb depends on which group the verb belongs to as explained below. (See Main Textbook, Lesson 14, p. 116, **練習 A 1.**)

1) Group I Depending on the last sound of the **ます**-form, the **て**-form of the verbs of this group is made as shown in the form table. (See Main Textbook, Lesson 14, **練習 A 1.**) Note that the **て**-form of the verb **いきます**, **いって**, is an exception.

2) Group II Attach **て** to the **ます**-form.

3) Group III Attach **て** to the **ます**-form.

### 4. **Vて-form** **ください** Please do...

This sentence pattern is used to ask, instruct or encourage the listener to do something. Naturally, if the listener is one's superior, this expression cannot be used for giving instructions to him/her. The sentences shown below are examples of asking, instructing and encouraging, respectively.

① すみませんが、この漢字の読み方を教えてください。

Excuse me, could you tell me how to read this kanji, please?

② ここに住所と名前を書いてください。

Please write your name and address here.

③ ぜひ遊びに来てください。 Please come to my place. (L. 25)

When it is used to ask the listener to do something, **すみませんが** is often added before **V て-form ください** as in ①. This expression is politer than only saying **V て-form ください**.

5. **V て-form います** be V-ing

This sentence pattern indicates that a certain action or motion is in progress.

④ ミラーさんは **今** 電話を **かけて** います。

Mr. Miller is making a phone call now.

⑤ **今** 雨が **降って** いますか。

Is it raining now?

…はい、**降って** います。

…Yes, it is.

…いいえ、**降って** いません。

…No, it is not.

6. **V ます-form でしょうか** Shall I...?

This expression is used when the speaker is offering to do something for the listener.

⑥ A : あしたも **来** ますでしょうか。

Shall I come tomorrow, too?

B : ええ、10時に **来** てください。

…Yes, please come at ten.

⑦ A : 傘を **貸** ますでしょうか。

Shall I lend you an umbrella?

B : すみません。お願ひします。

…Yes, please.

⑧ A : 荷物を **持** ちますでしょうか。

Shall I carry your parcel?

B : いいえ、けっこうです。

…No, thank you.

In the above example conversations, B demonstrates how to politely ask or instruct someone to do something (⑥), to accept an offer with gratitude (⑦) and to decline an offer politely (⑧).

7. **S<sub>1</sub> が、S<sub>2</sub>** ..., but...

⑨ **失礼** ですが、お名前は?

Excuse me, but may I have your name? (L.1)

⑩ **すみませんが**、塩を **取** ってください。Please pass me the salt.

You learned the conjunctive particle **が** in Lesson 8. In expressions such as **失礼ですが** or **すみませんが**, which are used as introductory remarks when speaking to someone, **が**, losing its original meaning, is used to connect two sentences lightly.

8. **N が V**

When describing a natural phenomenon, the subject is indicated by **が**.

⑪ **雨が** **降** っています。

It is raining.

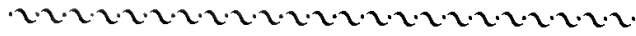
# Lesson 15

## I. Vocabulary

立ちます I	立ちます	stand up
すわります I	座ります	sit down
つかいます I	使います	use
おきます I	置きます	put
つくります I	作ります、造ります	make, produce
うります I	売ります	sell
しります I	知ります	get to know
すみます I	住みます	be going to live
けんきゅうします III	研究します	do research
しっています	知っています	know
すんでいます [おおさかに ~]	住んでいます [大阪に ~]	live [in Osaka]
しりょう	資料	materials, data
カタログ		catalog
じこくひょう	時刻表	timetable
ふく	服	clothes
せいひん	製品	products
ソフト		software
せんもん	専門	speciality, field of study
はいしゃ	歯医者	dentist, dentist's
とこや	床屋	barber, barber's
プレイガイド		(theater) ticket agency
どくしん	独身	single, unmarried

◀ 会話 ▶

特に <small>とくに</small>	especially
思い出します I <small>おもいだします</small>	remember, recollect
ご家族 <small>ごぞく</small>	your family
いらっしゃいます I <small>いらっしゃいます</small>	be (honorific equivalent of います)
高校 <small>こうこう</small>	senior high school



日本橋 <small>にっぽんばし</small>	name of a shopping district in Osaka
------------------------------	--------------------------------------

## II. Translation

### Sentence Patterns

1. You may take photographs.
2. Mr. Santos has a personal computer.

### Example Sentences

1. May I keep this catalog?  
...Sure, please do.
2. May I borrow this dictionary?  
...I'm sorry, but... I'm using it now.
3. You must not play here.  
...All right.
4. Do you know the phone number of the City Hall?  
...No, I don't.
5. Where do you live, Ms. Maria?  
...I live in Osaka.
6. Is Mr. Wang single?  
...No, he is married.
7. What is your job?  
...I am a teacher. I teach at Fuji University.  
Your speciality?  
...It's Japanese fine art.

### Conversation

#### Tell me about your family

- Miller: Today's movie was good, wasn't it?  
Kimura: Yes, it was. The father was particularly good, wasn't he?  
Miller: Yes. I was reminded of my family.  
Kimura: Were you? Tell me about your family, Mr. Miller.  
Miller: I have my parents and an elder sister.  
Kimura: Where do they live?  
Miller: My parents live near New York City.  
My sister is in London.  
How about your family, Ms. Kimura?  
Kimura: There are three of us. My father works for a bank.  
My mother teaches English at a high school.

# III. Reference Words & Information

しよくぎょう  
職業

## OCCUPATIONS

<p>かいしゃいん 会社員 company employee</p> 	<p>こうむいん 公務員 civil servant</p> 	<p>えきいん 駅員 station clerk</p> 	<p>ぎんこういん 銀行員 bank clerk</p> 	<p>ゆうびんきょくいん 郵便局員 postman</p> 
<p>てんいん 店員 shop clerk</p> 	<p>ちょうりし 調理師 cook</p> 	<p>りようし 理容師 barber びようし 美容師 beautician</p> 	<p>きょうし 教師 teacher</p> 	<p>へんごし 弁護士 lawyer</p> 
<p>けんきゅうしゃ 研究者 research worker</p> 	<p>いしや / かん 医者 / 看護婦 doctor/nurse</p> 	<p>うんでんしや 運転手 driver</p> 	<p>けいさつかん 警察官 policeman</p> 	<p>がいこうかん 外交官 diplomat</p> 
<p>せいじや 政治家 politician</p> 	<p>がが 画家 painter</p> 	<p>さっか 作家 author</p> 	<p>おんがくか 音楽家 musician</p> 	<p>けんちくか 建築家 architect</p> 
<p>エンジニア engineer</p> 	<p>デザイナー designer</p> 	<p>ジャーナリスト journalist</p> 	<p>かしや / はいゆう 歌手 / 俳優 singer/actor actress</p> 	<p>スポーツ選手 athlete</p> 

## IV. Grammar Explanation

### 1. **Vて-form も いいです** You may do...

This expression is used to grant permission.

- ① 写真しやしんを撮とっても いいです。 You may take pictures.

To ask for permission, the question form of this sentence is used.

- ② たばこを吸すっても いいですか。 May I smoke?

How to answer such a question using the same sentence pattern is as follows. Note that an euphemistic answer is given when permission is not granted.

- ③ このカタログをもらっても いいですか。

…ええ、いいですよ。どうぞ。

…すみません。ちょっと。

May I have this catalogue?

…Yes. Here you are.

…Sorry. I'm afraid not.

### 2. **Vて-form は いけません** You must not do...

This sentence pattern is used to express prohibition.

- ④ ここで たばこを吸すっては いけません。禁煙きんえんですから。

You must not smoke here. Because this is no-smoking area.

When you strongly wish to refuse permission to questions using the expression Vて-form も いいですか, you answer いいえ、いけません, omitting Vて-form は. This expression cannot be used by an inferior to a superior.

- ⑤ 先生せんせい、ここで遊あそんでも いいですか。 May we play here, Ma'am?

…いいえ、いけません。 …No, you must not.

### 3. **Vて-form います**

In addition to the usage of Vて-form います you learned in Lesson 14, it is also used in describing a certain continuing state which resulted from a certain action in the past.

- ⑥ わたしは結婚けっこんして います。 I'm married.

- ⑦ わたしは田中たなかさんを 知しって います。 I know Mr. Tanaka.

- ⑧ わたしは大阪おおさかに 住すんで います。 I live in Osaka.

- ⑨ わたしはカメラを 持もって います。 I have a camera.

もって います means "be holding" and "possess" as well.

#### 4. Vて-form います

Vて-form います is also used in describing a habitual action; that is, when the same action is repeatedly performed over a period of time.

Therefore, one's occupation can be expressed by this sentence pattern, like in ⑫ and ⑬. So if the question おしごとは なんですか is asked, this sentence pattern can be used to answer it.

⑩ IMCは コンピューターソフトを 作っつくて います。

IMC makes computer software.

⑪ スーパーで フィルムを 売っうて います。

Supermarkets sell films.

⑫ ミラーさんは IMCで 働はたらいて います。

Mr. Miller works for IMC.

⑬ 妹いもは 大学だいがくで 勉強へんきょうして います。

My younger sister is studying at university.

#### 5. 知しりません

The negative form of っして います is しりません.

⑭ 市役所しやくしょの 電話番号でんわばんごうを 知しっていますか。

…はい、知しっています。

…いいえ、知しりません。

Do you know the telephone number of the city hall?

…Yes, I do.

…No, I don't.

# Lesson 16

## I. Vocabulary

のります I [でんしゃに ~]	乗ります [電車に ~]	ride, get on [a train]
おります II [でんしゃを ~]	降ります [電車を ~]	get off [a train]
のりかえます II	乗り換えます	change (trains, etc.)
あびます II [シャワーを ~]	浴びます	take [a shower]
いれます II	入れます	put in, insert
だします I	出します	take out, withdraw
はいります I [だいがくに ~]	入ります [大学に ~]	enter [university]
でます II [だいがくを ~]	出ます [大学を ~]	graduate from [university]
やめます II [かいしゃを ~]	[会社を ~]	quit or retire from [a company], stop, give up
おします I	押します	push, press
わかい	若い	young
ながい	長い	long
みじかい	短い	short
あかるい	明るい	bright, light
くらい	暗い	dark
せが たかい	背が 高い	tall (referring to person)
あたまが いい	頭が いい	clever, smart
からだ	体	body
あたま	頭	head
かみ	髪	hair
かお	顔	face
め	目	eye
みみ	耳	ear
くち	口	mouth
は	歯	tooth
おなか		stomach
あし	足	leg, foot

サービス service  
 ジョギング jogging (～を します: jog)  
 シャワー shower

みどり 緑 green, greenery

[お]てら [お]寺 Buddhist temple  
 じんじゃ 神社 Shinto shrine

りゅうがくせい 留学生 foreign student

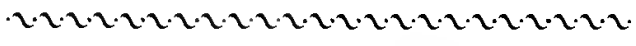
ーばん ー番 number ー

どうやって in what way, how  
 どの～ which ～ (used for three or more)

[いいえ、] まだまだです。 [No,] I still have a long way to go.

◀会話▶

お引き出しですか。 Are you making a withdrawal?  
 まず first of all  
 キャッシュカード cash dispensing card  
 暗証番号 personal identification number, PIN  
 次に next, as a next step  
 金額 amount of money  
 確認 confirmation (～します: confirm)  
 ボタン button



J R Japan Railway  
 アジア Asia  
 バンドン Bandung (in Indonesia)  
 ベラクルス Veracruz (in Mexico)  
 フランケン Franken (in Germany)  
 ベトナム Vietnam  
 フエ Hue (in Vietnam)  
 大学前 fictitious bus stop

## II. Translation

### Sentence Patterns

1. In the morning I go jogging, take a shower and go to the office.
2. We dined at a restaurant after the concert was over.
3. The food is delicious in Osaka.
4. This personal computer is light and handy.

### Example Sentences

1. What did you do yesterday?  
...I went to the library and borrowed some books, and then met a friend.
2. How do you go to your university?  
...I take a No. 16 bus from Kyoto Station and get off at Daigaku-mae.
3. What are you going to do after getting back to your country?  
...I will work for my father's company.
4. Which person is Mr. Santos?  
...He is that tall man with dark hair.
5. What kind of city is Nara?  
...It is a quiet and beautiful city.
6. Who is that person?  
...That is Ms. Karina. She is Indonesian, and an overseas student at Fuji University.

### Conversation

- Tell me how to use this machine**
- Maria: Excuse me. Could you tell me how to use this machine?  
Bank clerk: You want to make a withdrawal?  
Maria: Yes.  
Bank clerk: Then, please push this button, first.  
Maria: Yes.  
Bank clerk: Do you have a cash card?  
Maria: Yes, here it is.  
Bank clerk: Put it in here, and enter the code number.  
Maria: Yes.  
Bank clerk: Next, enter the sum.  
Maria: Fifty thousand yen. Five...  
Bank clerk: Push this "Man" and "En."  
And then push this "Kakunin" button.  
Maria: Got it. Thank you very much.

### III. Reference Words & Information

ATMの使い方

HOW TO WITHDRAW MONEY

お預け入れ	deposit
お振り込み	payment
お振り替え	transfer
お引き出し	drawing out
通帳記入	updating your pass book
残高照会	balance inquiry

暗証番号  
personal identification number

① Push お引き出し button.

② Insert your card.

③ Enter your personal identification number.

④ Enter the amount.  
Press 円 button.

⑤ If the amount is correct, press 確認 button.

⑥ Take out notes.

円

確認

## IV. Grammar Explanation

### 1. Vて-form、[Vて-form]、～

To connect verb sentences, the て-form is used. When two or more actions take place in succession, the actions are mentioned in the order of occurrence by using the て-form. The tense of the sentence is determined by the tense form of the last verb in the sentence.

① 朝 ジョギングをして、シャワーを浴びて、会社へ 行きます。

In the morning, I jog, take a shower and go to the office.

② 神戸へ行って、映画を見て、お茶を 飲みました。

I went to Kobe, saw a movie and drank tea.

### 2. い-adj (～い) → ～くて、～

When joining an い-adjective sentence to another sentence, take away the い from the い-adjective and attach くて.

おおきーい	→	おおきーくて	big
ちいさーい	→	ちいさーくて	small
いーい	→	*よーくて (exception)	good

③ ミラーさんは 若くて、元気です。

Mr. Miller is young and lively.

④ きのうは 天気がよくて、暑かったです。

Yesterday it was fine and hot.

### 3. N な-adj [な] } で、～

When joining noun sentences or な-adjective sentences, です is changed to で.

⑤ カリナさんは インドネシア人で、京都大学の留学生です。

Ms. Karina is an Indonesian and a student of Kyoto University.

⑥ ミラーさんは ハンサムで、親切です。

Mr. Miller is handsome and kind.

⑦ 奈良は 静かで、きれいな町です。

Nara is a quiet and beautiful city.

[Note 1] The above structures can be used not only for connecting sentences relating to the same topic but also sentences with different topics.

⑧ カリナさんは 学生で、マリアさんは 主婦です。

Ms. Karina is a student and Maria is a housewife.

[Note 2] This method cannot connect sentences of contradictory notion. In that case, が is used (see Lesson 8, 7).

× この部屋は 狭くて、きれいです。

○ この部屋は 狭いですが、きれいです。 This room is small but clean.

#### 4. $V_1$ て-form から、 $V_2$

This sentence pattern indicates that upon completion of the action denoted by  $V_1$ , the action of  $V_2$  is to be conducted. The tense of the sentence is determined by the tense form of the last verb in the sentence.

⑨ 国へ 帰ってから、父の 会社で 働きます。

I will work for my father's company after going back to my country.

⑩ コンサートが 終わってから、レストランで 食事しました。

We ate at a restaurant after the concert was over.

[Note] The subject of a subordinate clause is indicated by が, as shown in the example sentence ⑩.

#### 5. $N_1$ は $N_2$ が adjective

This sentence pattern is used to describe an attribute of a thing or a person. The topic of the sentence is denoted by は.  $N_1$  is the topic of the sentence.  $N_2$  is the subject of the adjective's description.

⑪ 大阪は 食べ物が おいしいです。 Food is tasty in Osaka.

⑫ ドイツの フランケン は ワインが 有名です。

Franken in Germany produces famous wine.

⑬ マリアさんは 髪が 長いです。 Maria has long hair.

#### 6. どうやって

どうやって is used to ask the way or the method of doing something. To answer such a question, the pattern learned in 1. is used.

⑭ 大学まで どうやって 行きますか。

…京都駅から 16番の バスに 乗って、大学前で 降ります。

How do you go to your university?

…I take a No.16 bus from Kyoto Station and get off at Daigaku-mae.

#### 7. どの N

You learned in Lesson 2 that この, その and あの modify nouns. The interrogative word used in this system is どの. どの is used to ask the listener to define one among more than two which are concretely presented.

⑮ サントスさんは どの 人 ですか。

…あの 背が 高く、髪が 黒い 人です。

Which one is Mr. Santos?

…That tall man with black hair is.

# Lesson 17

## I. Vocabulary

おぼえます II	覚えます	memorize
わすれます II	忘れます	forget
なくします I		lose
だします I	出します	hand in [a report]
[レポートを ~]		
はらいます I	払います	pay
かえします I	返します	give back, return
でかけます II	出かけます	go out
ぬぎます I	脱ぎます	take off (clothes, shoes, etc.)
もっていきます I	持って行きます	take (something)
もってきます III	持って来ます	bring (something)
しんぱいします III	心配します	worry
ざんぎょうします III	残業します	work overtime
しゅっちょうします III		go on a business trip
	出張します	
のみます I	飲みます	take [medicine]
[くすりを ~]	[薬を ~]	
はいります I	入ります	take [a bath]
[お風呂に ~]		
たいせつ[な]	大切[な]	important, precious
だいじょうぶ[な]	大丈夫[な]	all right
あぶない	危ない	dangerous
もんだい	問題	question, problem, trouble
こたえ	答え	answer
きんえん	禁煙	no smoking
[けんこう]ほけんしょう		[health] insurance card
	[健康]保険証	
かぜ		cold, flu
ねつ	熱	fever
びょうき	病気	illness, disease
くすり	薬	medicine

[お]ふろ		bath
うわぎ	上着	jacket, outerwear
したぎ	下着	underwear
せんせい	先生	doctor (used when addressing a medical doctor)
2、3にち	2、3日	a few days
2、3～		a few ～ (～ is a counter suffix)
～までに		before ～, by ～ (indicating time limit)
ですから		therefore, so

#### ◀会話▶

どうしましたか。  
 [～が] 痛い<sup>いた</sup>です。  
 のど  
 お大事<sup>だいじ</sup>に。

What's the matter?  
 (I) have a pain [in my ～].  
 throat  
 Take care of yourself. (said to people who are ill)

## II. Translation

### Sentence Patterns

1. Please don't take photographs here.
2. You must show your passport.
3. You do not have to submit the report.

### Example Sentences

1. Do not park your car there, please.  
...I am sorry.
2. Doctor, may I drink alcohol?  
...No, refrain from it for two or three days.  
Yes, doctor.
3. Shall we go for a drink tonight?  
...Sorry. Today I'm going out with my wife.  
So I must go home early.
4. By when do I have to submit the report?  
...Submit it by Friday, please.
5. Do the children have to pay, too?  
...No, they don't have to pay.

### Conversation

#### What seems to be the problem?

- Doctor: What seems to be the problem?  
Matsumoto: I have had a sore throat and a slight temperature since yesterday.  
Doctor: Well, please open your mouth.  
-----  
Doctor: You have a cold. You need a good rest.  
Matsumoto: Doctor, I have to go to Tokyo on business from tomorrow.  
Doctor: Well then, take this medicine and go to bed early today.  
Matsumoto: Yes, doctor.  
Doctor: And do not take a bath tonight.  
Matsumoto: I see.  
Doctor: Please take care.  
Matsumoto: Thank you very much, doctor.

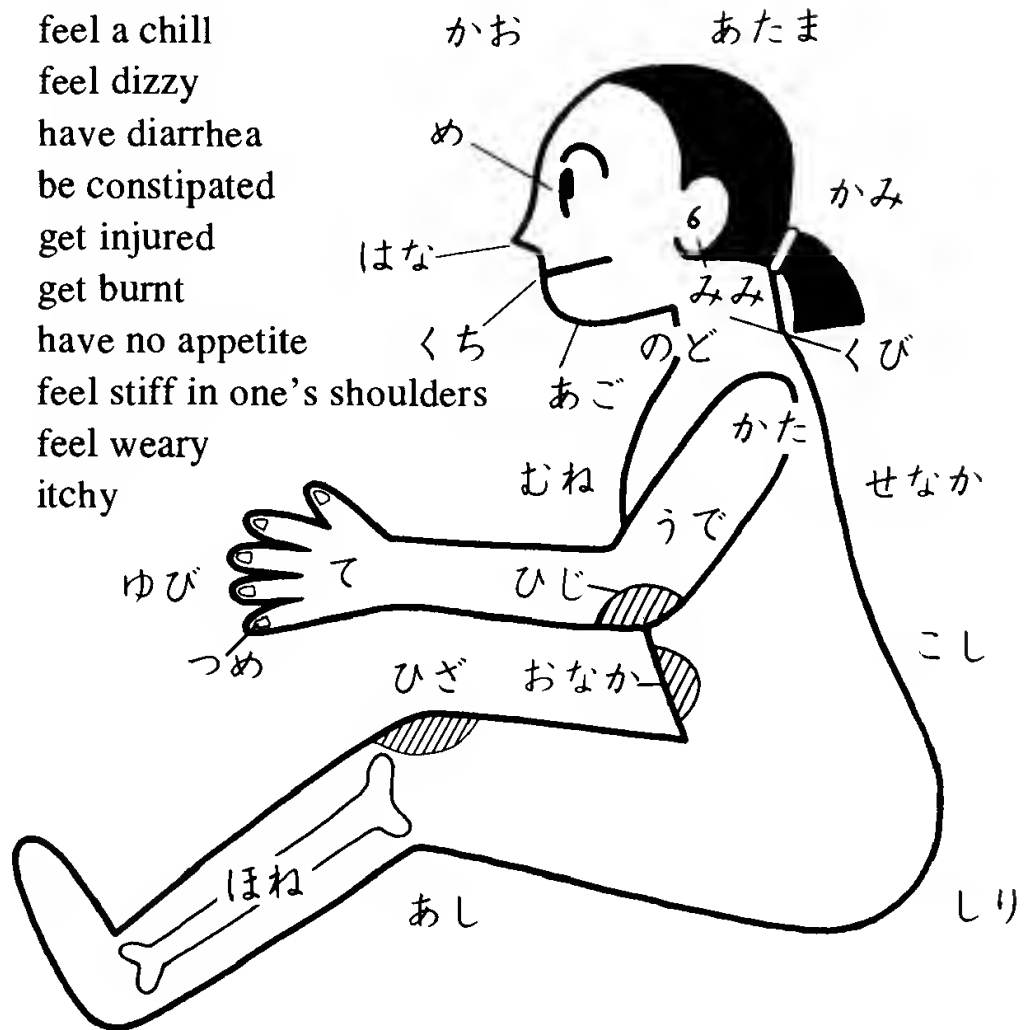
### III. Reference Words & Information

からだ びょうき  
体・病氣

### BODY & ILLNESS

どう しましたか What seems to be the problem?

頭が 痛い	have a headache
おなかが 痛い	have a stomachache
歯が 痛い	have a toothache
熱が ある	have a fever
せきが 出る	have a cough
鼻水が 出る	have a runny nose
血が 出る	bleed
吐き気が する	feel nauseous
寒気が する	feel a chill
めまいが する	feel dizzy
下痢を する	have diarrhea
便秘を する	be constipated
けがを する	get injured
やけどを する	get burnt
食欲が ない	have no appetite
肩が こる	feel stiff in one's shoulders
体が だるい	feel weary
かゆい	itchy



かぜ  
インフルエンザ  
盲腸

cold  
influenza  
appendicitis

ぎっくり腰  
ねんざ  
骨折  
二日酔い

slipped disc  
sprain  
bone fracture  
hangover

## IV. Grammar Explanation

### 1. Verb ない-form

The verb form used with ない is called the ない-form; that is to say, かか of かかない is the ない-form of かきます (write). How to make the ない-form is given below (see Main Textbook, Lesson 17, p. 140, 練習 A 1).

#### 1) Group I

In the verbs of this group the last sound of the ます-form is always the sound in the い-line. So, replace it with the sound of the あ-line to make a ない-form. The exceptions to this rule are such verbs as かいます, あいます, etc. (わ is the last sound of the ない-form in these verbs instead of あ.) (See Main Textbook, p. 2, “かなと拍.”)

かき-ます	→	かか-ない	いそぎ-ます	→	いそが-ない
よみ-ます	→	よま-ない	あそび-ます	→	あそば-ない
とり-ます	→	とら-ない	まち-ます	→	また-ない
すい-ます	→	すわ-ない	はなし-ます	→	はなさ-ない

#### 2) Group II

The ない-form of verbs of this group is just the same as the ます-form.

たべ-ます	→	たべ-ない
み-ます	→	み-ない

#### 3) Group III

The ない-form of します is the same as the ます-form. きます becomes こ(ない).

べんきょうし-ます	→	べんきょうし-ない
し-ます	→	し-ない
き-ます	→	こ-ない

### 2. **Vない-form** ないで ください Please don't...

This expression is used to ask or instruct someone not to do something.

① わたしは 元気ですから、心配しないで ください。

I am fine, so please don't worry about me.

② ここで 写真を 撮らないで ください。

Please don't take pictures here.

### 3. **Vない-form** なければ なりません must...

This expression means something has to be done regardless of the will of the actor. Note that this doesn't have a negative meaning.

③ 薬を 飲まなければ なりません。 I must take medicine.

4. **Vない-form** なくても いいです need not ...

This sentence pattern indicates that the action described by the verb does not have to be done.

- ④ あした 来なくても いいです。 You don't have to come tomorrow.

5. **N (object)**は

You learned in Lesson 6 that the particle を is attached to the direct object of verbs. Here you learn that the object is made a topic by replacing を with は.

ここに 荷物を置かないで ください。

Please don't put parcels here.

- ⑤ 荷物はここに置かないで ください。

As for parcels, don't put them here.

会社の 食堂で 昼ごはんを 食べます。

I have lunch in the company cafeteria.

- ⑥ 昼ごはんは 会社の 食堂で 食べます。

As for lunch, I have it in the company cafeteria.

6. **N (time)**までに V

The point in time indicated by までに is the time limit by which an action is to be done.

- ⑦ 会議は 5時までに 終わります。

The meeting will be over by five.

- ⑧ 土曜日までに 本を 返さなければ なりません。

I must return the book by Saturday.

[Note] Make sure you do not confuse までに with the particle まで.

5時まで 働きます。

I work until five. (L. 4)

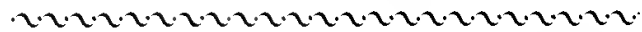
# Lesson 18

## I. Vocabulary

できます II		be able to, can
あらいます I	洗います	wash
ひきます I	弾きます	play (stringed instrument or piano, etc.)
うたいます I	歌います	sing
あつめます II	集めます	collect, gather
すてます II	捨てます	throw away
かえます II	換えます	exchange, change
うんてんします III	運転します	drive
よやくします III	予約します	reserve, book
けんがくします III	見学します	visit some place for study
ピアノ		piano
-メートル		- meter
こくさい～	国際～	international ~
げんきん	現金	cash
しゅみ	趣味	hobby
につき	日記	diary
[お]いのり	[お]祈り	prayer (~をします: pray)
かちょう	課長	section chief
ぶちょう	部長	department chief
しゃちょう	社長	president of a company

◀会話▶

動物 <small>どうぶつ</small>	animal
馬 <small>うま</small>	horse
へえ	Really! (used when expressing surprise)
それは おもしろいですね。	That must be interesting.
なかなか	not easily (used with negatives)
牧場 <small>ぼくじょう</small>	ranch, stock farm
ほんとうですか。	Really?
ぜひ	by all means



ビートルズ	the Beatles, famous British music group
-------	---

## II. Translation

### Sentence Patterns

1. Mr. Miller can read Kanji.
2. My hobby is watching films.
3. I write in my diary before I go to bed.

### Example Sentences

1. Can you ski?  
...Yes, I can. But I am not very good at it.
2. Can you use a personal computer, Ms. Maria?  
...No, I can't.
3. Until what time can we visit Osaka Castle?  
...It is open until five o'clock.
4. Can I pay by credit card?  
...I am sorry, but please pay in cash.
5. What is your hobby?  
...Collecting old clocks and watches.
6. Must Japanese children learn Hiragana before they enter school?  
...No, they need not.
7. Please take this medicine before meals.  
...Yes, I will.
8. When did you get married?  
...We got married three years ago.





















### Conversation

#### What is your hobby?

- Yamada: What is your hobby, Mr. Santos?  
Santos: Photography.  
Yamada: What kind of photos do you take?  
Santos: Photos of animals. I like those of horses, especially.  
Yamada: Oh, that's interesting.  
Have you taken photos of horses since you came to Japan?  
Santos: No.  
You can hardly ever see horses in Japan.  
Yamada: There is a lot of pastureland for horses in Hokkaido.  
Santos: Really?  
Then I would really like to go there on summer vacation.

### III. Reference Words & Information

#### 動き ACTIONS

<p>と 飛ぶ fly</p> 	<p>と 跳ぶ jump</p> 	<p>のぼる 登る climb</p> 	<p>はし 走る run</p> 
<p>およ 泳ぐ swim</p> 	<p>もぐる dive</p> 	<p>とび込む dive into</p> 	<p>さかだ 逆立ちする stand upside down</p> 
<p>はう crawl</p> 	<p>ける kick</p> 	<p>振る wave</p> 	<p>持ち上げる lift</p> 
<p>なげる throw</p> 	<p>たたく pat</p> 	<p>ひく pull</p> 	<p>お 押す push</p> 
<p>まげる bend</p> 	<p>の 伸ばす extend</p> 	<p>ころ 転ぶ fall down</p> 	<p>振り向く look back</p> 

## IV. Grammar Explanation

### 1. Verb dictionary form

This form is the basic form of a verb. Verbs are given in this form in the dictionary, hence the name. How to make the dictionary form is given below. (See Main Textbook, Lesson 18, p. 148, 練習 A 1.)

- 1) Group I In the verbs of this group the last sound of the **ます**-form is always in the **い**-line. Replace it with the sound in the **う**-line to make the dictionary form. (See Main Textbook, p. 2, “かなと拍.”)
- 2) Group II Attach **る** to the **ます**-form.
- 3) Group III **します** becomes **する** and **きます** becomes **くる**.

### 2. | | | | |--|---|--------------| | <b>N</b><br><b>V dictionary form</b> <b>こと</b> | } | <b>ができます</b> | |--|---|--------------| can...

**できます** is the verb which expresses ability or possibility. A noun and V dictionary form **こと** before **が** indicates the content of ability or possibility.

#### 1) Noun

Nouns placed before **が** are mostly nouns which express actions such as driving a car, shopping, skiing, dancing, etc. Nouns such as **にほんご**, which is associated with the action **はなす**, or **ピアノ**, which is associated with the action **ひく**, can also be used here.

① ミラーさんは 日本語 **が** **できます**。

Mr. Miller can speak Japanese.

② 雪 **が** **たくさん** **降りました**から、**ことし**は スキー **が** **できます**。

It's snowed a lot, so we can ski this year.

#### 2) Verb

When a verb is used to describe ability or possibility, **こと** should be attached to the dictionary form of the verb to make it a nominalized phrase and then **ができます** is put after that.

③ ミラーさんは 漢字を 読む **こと** **が** **できます**。

nominalized phrase

Mr. Miller can read Kanji.

④ カードで 払う **こと** **が** **できます**。

nominalized phrase

You can pay by credit card.

### 3. | | | | | | |------------------|---|--|---|-----------| | わたしの <b>趣味</b> は | { | <b>N</b><br><b>V dictionary form</b> <b>こと</b> | } | <b>です</b> | |------------------|---|--|---|-----------| My hobby is...

As shown in ⑤ and ⑥ below, V dictionary form **こと** can express the content of hobbies more concretely than the noun alone can do.

⑤ わたしの **趣味**は 音楽 **です**。

My hobby is music.

⑥ わたしの **趣味**は 音楽を 聞く **こと** **です**。

My hobby is listening to the music.

4. 

<b>V<sub>1</sub> dictionary form</b> <b>Nの</b> <b>Quantifier (period)</b>	}	<b>まえに、V<sub>2</sub></b> ... , before...
---	---	--

1) Verb

This sentence pattern indicates that the action of V<sub>2</sub> occurs before the action of V<sub>1</sub> takes place. Even when the tense of V<sub>2</sub> is in the past tense or the future tense, V<sub>1</sub> is always in the dictionary form.

⑦ 日本へ 来る まえに、日本語を 勉強しました。

I studied Japanese before I came to Japan.

⑧ 寝る まえに、本を 読みます。 I read a book before I go to bed.

2) Noun

When まえに comes after a noun, the particle の is put between the noun and まえに. Nouns before まえに are nouns which express actions or nouns which imply actions.

⑨ 食事の まえに、手を 洗います。 I wash my hands before eating.

3) Quantifier (period)

When まえに comes after a quantifier (period), the particle の is not necessary.

⑩ 田中さんは 1時間まえに、出かけました。

Mr. Tanaka left an hour ago.

5. なかなか

When なかなか is accompanied by a negative expression, it means “not easily” or “not as expected.”

⑪ 日本では なかなか 馬を 見る ことが できません。

In Japan we can rarely see horses.

[Note] は of にほんでは in ⑪ is attached to で to emphasize the location or area under discussion.

6. ぜひ

ぜひ is used with expressions of hope and request such as ほしいです, Vます-form たいです and Vて-form ください and emphasizes the meaning of the expressions.

⑫ ぜひ 北海道へ 行きたいです。

I want to go to Hokkaido very much.

⑬ ぜひ 遊びに 来て ください。 Please come to my place. (L. 25)

# Lesson 19

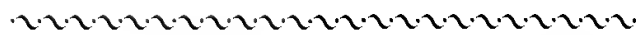
## I. Vocabulary

のぼります I [やまに～]	登ります [山に～]	climb [a mountain]
とまります I [ホテルに～]	泊まります	stay [at a hotel]
そうじします III	掃除します	clean (a room)
せんたくします III	洗濯します	wash (clothes)
れんしゅうします III	練習します	practice
なります I		become
ねむい	眠い	sleepy
つよい	強い	strong
よわい	弱い	weak
ちょうしが いい	調子が いい	be in good condition
ちょうしが わるい	調子が 悪い	be in bad condition
ちょうし	調子	condition
ゴルフ		golf (～を します: play golf)
すもう	相撲	sumo wrestling
パチンコ		pinball game (～を します: play pachinko)
おちゃ	お茶	tea ceremony
ひ	日	day, date
いちど	一度	once
いちども	一度も	not once, never (used with negatives)
だんだん		gradually
もうすぐ		soon
おかげさまで		Thank you. (used when expressing gratitude for help received)

◀ 会話 ▶

乾杯  
実は  
ダイエット  
何回も  
しかし  
無理[な]  
体に いい  
ケーキ

Bottoms up./Cheers!  
actually, to tell the truth  
diet (~を します: go on a diet)  
many times  
but, however  
excessive, impossible  
good for one's health  
cake



葛飾 北斎

famous Edo period wood block artist and painter (1760-1849)

## II. Translation

### Sentence Patterns

1. I have been to see sumo.
2. On holidays I play tennis, take walks and so on.
3. It's going to get hotter and hotter from now on.

### Example Sentences

1. Have you been to Hokkaido?  
...Yes, I once have. I went there two years ago with my friends.
2. Have you ever ridden a horse?  
...No, I never have. I am eager to try it.
3. What did you do on your winter vacation?  
...I visited temples and shrines in Kyoto, held a party with friends, and so on.
4. What would you like to do in Japan?  
...I would like to go on a trip, learn the tea ceremony and so on.
5. How are you feeling?  
...I've got better, thank you.
6. You have become good at Japanese.  
...Thank you, but I still have a long way to go.
7. Teresa, what would you like to be?  
...I would like to be a doctor.

### Conversation

#### As for my diet, I'll start it tomorrow

All: Cheers!



-----

Ms. Matsumoto: Why, Ms. Maria, you're not eating much.  
Maria: No. To tell the truth, I have been on a diet since yesterday.  
Ms. Matsumoto: Have you? I have tried being on a diet many times, too.  
Maria: What kind of diets have you tried?  
Ms. Matsumoto: I tried eating only apples, and drinking a lot of water, and so on.  
Mr. Matsumoto: I'm afraid strict diets are not good for your health.  
Maria: You are right.  
Ms. Matsumoto: Ms. Maria, this cake is delicious.  
Maria: Is it?  
... I'll start dieting again tomorrow.

### III. Reference Words & Information

でんとうぶんか 伝統文化  
ごらく 娯楽  
伝統文化・娯楽

### TRADITIONAL CULTURE & ENTERTAINMENT

<p>茶道 tea ceremony (お茶)</p> 	<p>華道 flower arrangement (生け花)</p> 	<p>書道 calligraphy</p> 
<p>歌舞伎 Kabuki</p> 	<p>能 Noh</p> 	<p>文楽 Bunraku</p> 
<p>相撲 sumo</p> 	<p>柔道 judo</p> 	<p>剣道 kendo</p> 
<p>空手 karate</p> 	<p>漫才・落語 manzai, rakugo</p> 	<p>囲碁・将棋 go, shogi</p> 
<p>パチンコ pachinko</p> 	<p>カラオケ karaoke</p> 	<p>盆踊り Bon dance</p> 

## IV. Grammar Explanation

### 1. Verb た-form

In this lesson you learn the た-form. How to make the た-form is shown below.  
(See Main Textbook, Lesson 19, p. 156, 練習 A 1.)

The た-form is made by changing て and で of the て-form into た and だ respectively.

	て-form	→	た-form
Group I	か <u>いて</u>	→	か <u>いた</u>
	の <u>んで</u>	→	の <u>んだ</u>
Group II	た <u>べて</u>	→	た <u>べた</u>
Group III	き <u>て</u>	→	き <u>た</u>
	し <u>て</u>	→	し <u>た</u>

### 2. **V た-form** ことがあります have the experience of V-ing

This sentence pattern is used to describe what one has experienced in the past. This is basically the same sentence as わたしは Nが あります which you learned in Lesson 9. The content of one's experience is expressed by the nominalized phrase V た-form こと.

① 馬に 乗った ことがあります。 I have ridden a horse.

Note that it is, therefore, different from a sentence which merely states the fact that one did something at a certain time in the past.

② 去年 北海道で 馬に 乗りました。

I rode a horse in Hokkaido last year.

### 3. **V た-form** り、**V た-form** り します V...and V..., and so on

You learned an expression for referring to a few things and persons among many (～や～[など]) in Lesson 10. The sentences learned here are used in referring to some actions among many other actions. The tense of this sentence pattern is shown at the end of the sentence.

③ 日曜日は テニスを したり、映画を 見たり します。

On Sundays I play tennis, see a movie and so on.

④ 日曜日は テニスを したり、映画を 見たり しました。

Last Sunday I played tennis, saw a movie and so on.

[Note] Make sure that you don't confuse the meaning of this sentence pattern with that of the て-form sentence (⑤) which you learned in Lesson 16.

⑤ 日曜日は テニスをして、映画を 見ました。

Last Sunday I played tennis and then saw a movie.

In ⑤ it is clear that seeing a movie took place after playing tennis. In ④ there is no time relation between the two activities. These activities are mentioned as example activities among the activities done on Sunday to imply that one did other activities besides them. And it is not natural that actions usually done by everybody every day such as getting up in the morning, taking meals, going to bed at night, etc., are mentioned.

4. 

い-adj (〜い) → 〜く な-adj [な] → に Nに	}	なります になります	become... become...
--	---	---------------	------------------------

なります means "become" and indicates changes in a state or condition.

- |   |        |   |           |                     |
|---|--------|---|-----------|---------------------|
| ⑥ | 寒い     | → | 寒く なります   | get cold            |
| ⑦ | 元気 [な] | → | 元気に なります  | get well            |
| ⑧ | 25歳    | → | 25歳に なります | become 25 years old |

## 5. そうですね

そうですね is used when you agree or sympathize with what your partner in conversation said. *そうですか* with a falling intonation is a similar expression to this (see Lesson 2, 6). *そうですか* (↘) is, however, an expression of your conviction or exclamation after getting information which was unknown to you, while *そうですね* is used to express your agreement or sympathy with your partner in conversation when he/she refers to something you agree with or already know.

- |              |                           |
|--------------|---------------------------|
| ⑨ 寒く なりましたね。 | It's got cold, hasn't it? |
| …そうですね。      | …Yes, it has.             |

# Lesson 20

## I. Vocabulary

いります I [ビザが~]	要ります	need, require [a visa]
しらべます II	調べます	check, investigate
なおします I	直します	repair, correct
しゅうりします III	修理します	repair
でんわします III	電話します	phone
ぼく	僕	I (an informal equivalent of わたし used by men)
きみ	君	you (an informal equivalent of あなた used by men)
~くん	~君	Mr. (an informal equivalent of ~さん used by men)
うん		yes (an informal equivalent of はい)
ううん		no (an informal equivalent of いいえ)
サラリーマン		salaried worker, office worker
ことば		word, language
ぶっか	物価	commodity prices
きもの	着物	kimono (traditional Japanese attire)
ビザ		visa
はじめ	初め	the beginning
おわり	終わり	the end
こっち		this way, this place (an informal equivalent of こちら)
そっち		this way, that place (an informal equivalent of そちら)
あっち		this way, that place over there (an informal equivalent of あちら)
どっち		which one (between two things), which way, where (an informal equivalent of どちら)

このあいだ  
みんなで  
～けど

この間

the other day

all together

～, but (an informal equivalent of が)

◀会話▶

国へ 帰るの？  
どう するの？  
どう しようかな。  
よかったら  
いろいろ

Are you going back to your country?

What will you do?

What shall I do?

if you like

various

## II. Translation

### Sentence Patterns

1. Mr. Santos did not come to the party.
2. Things are expensive in Japan.
3. The sea around Okinawa was beautiful.
4. Today is my birthday.

### Example Sentences

1. Will you have some ice cream?  
...Yes, I will.
2. Do you have any scissors?  
...No, I don't.
3. Did you see Ms. Kimura yesterday?  
...No, I didn't.
4. Shall we go to Kyoto all together tomorrow?  
...Yes. That sounds nice.
5. Is the curry delicious?  
...Yes, it is hot, but delicious.
6. Are you free now?  
...Yes, I am. Why?  
Give me a hand, please.
7. Do you have a dictionary?  
...No, I don't.

### Conversation

#### What will you do for the summer vacation?

- Kobayashi: Are you going home for the summer vacation?  
Thawaphon: No, I won't. Though I want to....  
What about you, Mr. Kobayashi?  
Kobayashi: Well, what shall I do?  
Have you climbed Mt. Fuji, Mr. Thawaphon?  
Thawaphon: No, I haven't.  
Kobayashi: Then, if you'd like, shall we go together?  
Thawaphon: Yes, okay. When?  
Kobayashi: How about the beginning of August?  
Thawaphon: Sounds good.  
Kobayashi: Then, I will check up on various things and call you later.  
Thawaphon: Thanks. I'll be waiting.

### III. Reference Words & Information

ひとよかた  
人の呼び方

### HOW TO ADDRESS PEOPLE




20

In families, people call each other from the viewpoint of the youngest of the family. A parent calls his/her eldest son or daughter “おにいちゃん” (elder brother) or “おねえちゃん” (elder sister) respectively, standing in the position of his/her younger sister or brother.

129

When parents talk in the presence of their children, the husband calls his wife “おかあさん” or “ママ” (mother), and the wife, her husband “おとうさん” or “パパ” (father). This practice, however, has been changing recently, and the number of couples who call each other by their names is increasing.



In society, people call each other by the names of their role in the group to which they belong. At work, a subordinate calls his boss by his job title. At shops a shop assistant calls his/her customer “おきゃくさま” (Mr./Ms. customer). Doctors are called “せんせい” (teacher) by their patients.

## IV. Grammar Explanation

### 1. Polite style and plain style

Japanese language has two styles of speech: polite style and plain style.

polite style	plain style
あした <small>とうきょう</small> 東京へ 行きます。 I will go to Tokyo tomorrow.	あした <small>とうきょう</small> 東京へ 行く。 I will go to Tokyo tomorrow.
毎日 <small>まいにち いそが</small> 忙しいです。 I am busy every day.	毎日 <small>まいにち いそが</small> 忙しい。 I am busy every day.
相撲 <small>すもう</small> が 好き <small>す</small> です。 I like sumo.	相撲 <small>すもう</small> が 好き <small>す</small> だ I like sumo.
富士山 <small>ふじさん</small> に 登 <small>のぼ</small> りたいです。 I want to climb Mt. Fuji.	富士山 <small>ふじさん</small> に 登 <small>のぼ</small> りたい。 I want to climb Mt. Fuji.
ドイツ <small>い</small> へ 行 <small>い</small> った こと <small>こと</small> が あり <small>あ</small> りませ <small>ま</small> せん。 I have never been to Germany.	ドイツ <small>い</small> へ 行 <small>い</small> った こと <small>こと</small> が ない。 I have never been to Germany.

The predicates which are used in polite style sentences and accompanied by either *です* or *ます* are called the polite form, while the predicates used in plain style sentences are called the plain form. (See Main Textbook, Lesson 20, p. 166, 練習 A 1)

### 2. Proper use of the polite style or the plain style

1) The polite style can be used at anytime in any place and to anybody. Therefore, the polite style is used most commonly in daily conversation between adults who are not close friends. It is used when talking to a person one has met for the first time, to one's superiors, or even to persons in a similar age group to whom one is not very close. The polite style may be chosen when one talks to a person who is younger or lower in rank yet not so close. The plain style is used when talking to one's close friends, colleagues and family members.

Note that you need to be careful about how much politeness is needed, basing this on the age of your conversation partner and your type of relationship. If the plain style is used inappropriately, you could sound rough and impolite, so when you cannot tell the situation it is safer to use the polite style.

2) The plain style is commonly used in written work. Newspapers, books, theses and diaries are all written in the plain style. Most letters are written in the polite style.



# Lesson 21

## I. Vocabulary

おもいます I	思います	think
いいます I	言います	say
たります II	足ります	be enough, be sufficient
かちます I	勝ちます	win
まけます II	負けます	lose, be beaten
あります I		[a festival] be held, take place
[おまつりが～]	[お祭りが～]	
やくに たちます I	役に 立ちます	be useful
むだ[な]		wasteful
ふべん[な]	不便[な]	inconvenient
おなじ	同じ	the same
すごい		awful, great (expresses astonishment or admiration)
しゅしょう	首相	prime minister
だいとうりょう	大統領	president
せいじ	政治	politics
ニュース		news
スピーチ		speech (～を します: make a speech)
しあい	試合	game, match
アルバイト		side job (～を します: work part time)
いけん	意見	opinion
[お]はなし	[お]話	talk, speech, what one says, story (～を します: talk, tell a story)
ユーモア		humor
むだ		waste
デザイン		design
こうつう	交通	transportation, traffic
ラッシュ		rush hour

さいきん	最近	recently, these days
たぶん		probably, perhaps, maybe
きっと		surely
ほんとうに		really
そんなに		not so much (used with negatives)

～について	about ～, concerning ～
-------	-----------------------

しかたがありません。	There is no other choice./It can't be helped.
------------	---

### 【会話】

しばらくですね。

It's been a long time (since I last saw you)./Long time no see.

～でも飲みませんか。

How about drinking ～ or something?

見ないと……。

I've got to watch it.

もちろん

of course



カンガルー

kangaroo

キャプテン・クック

Captain James Cook (1728 – 79)

## II. Translation

### Sentence Patterns

1. I think it will rain tomorrow.
2. The prime minister said that he would go to the U.S.A. next month.

### Example Sentences

1. Which is more important, work or family?  
...I think both are important.
2. What do you think of Japan?  
...I think things are expensive in Japan.
3. Where is Mr. Miller?  
...I think he is in the meeting room.
4. Does Mr. Miller know this news?  
...No, I don't think he does.  
He was on a business trip.
5. Has little Teresa fallen asleep yet?  
...Yes, I think she has.
6. Do you pray before meals?  
...No, we don't, but we say "Itadakimasu."
7. Did you say something in the meeting?  
...Yes. I said that a lot of photocopying had been wastefully done.
8. In July there will be a festival in Kyoto, won't there?  
...Yes, there will be.

### Conversation

#### I think so, too


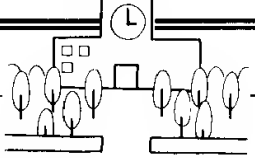
- Matsumoto: Mr. Santos, it's been a long time.  
Santos: Mr. Matsumoto, how are you?  
Matsumoto: I'm fine. How about going for a beer or something?  
Santos: That sounds good.  
-----  
Santos: There will be a soccer game between Japan and Brazil from ten tonight.  
Matsumoto: Yes, there will. I must be sure to watch it.  
Which team do you think will win?  
Santos: Of course, Brazil.  
Matsumoto: But I tell you recently Japan have got a lot better.  
Santos: I think so, too....  
Oh, it's time that we went home.  
Matsumoto: Yes, it is. Let's go home.

### III. Reference Words & Information

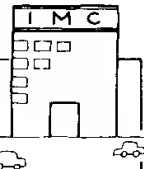
やくしよくめい  
役職名

### POSITIONS IN SOCIETY


国	nation	首相 (内閣総理大臣)	prime minister
都道府県	prefecture	知事	governor
市	city	市長	mayor
町	town	町長	town headman
村	village	村長	village headman

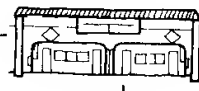
大学	university	学長	president
高等学校	senior high school	} 校長	principal
中学校	junior high school		
小学校	elementary school		
幼稚園	kindergarten	園長	director



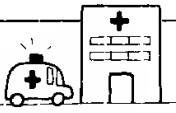
会社	company
会長	chairman
社長	president
重役	director
部長	department chief
課長	section chief




銀行	bank
頭取	president
支店長	branch manager



駅	station
駅長	stationmaster



病院	hospital
院長	director of hospital
部長	department chief
婦長	head nurse



警察	police station
署長	chief

## IV. Grammar Explanation

### 1. plain formと <sup>おも</sup> 思います I think that...

The ideas or information expressed with <sup>おも</sup> 思います are indicated by the particle と.

#### 1) When expressing conjecture

① あした <sup>あめ</sup> 雨が <sup>ふる</sup> 降ると <sup>おも</sup> 思います。 I think it will rain tomorrow.

② テレサちゃんは もう <sup>ね</sup> 寝たと <sup>おも</sup> 思います。

I think Teresa has already gone to bed.

When the content of conjecture is negative in nature, make the sentence before と negative.

③ ミラーさんは この ニュースを <sup>し</sup> 知って いますか。

…いいえ、たぶん <sup>し</sup> 知らないと <sup>おも</sup> 思います。

Does Mr. Miller know this news?

…No, I don't think he does.

#### 2) When expressing one's opinion

④ 日本は <sup>にほん</sup> 物価が <sup>たか</sup> 高いと <sup>おも</sup> 思います。

I think that prices are high in Japan.

The expression ～について どう <sup>おも</sup> 思いますか is used to ask someone's opinion on something by using <sup>おも</sup> 思います. と is not necessary after どう.

⑤ <sup>あたら</sup> 新しい <sup>くうこう</sup> 空港について どう <sup>おも</sup> 思いますか。

…きれいですが、ちょっと <sup>こうつう</sup> 交通が <sup>いへん</sup> 不便だと <sup>おも</sup> 思います。

What do you think of the new airport?

…I think that it is clean but the access to it is not easy.

Agreement or disagreement with other people's opinions can be expressed as follows.

⑥ A : ファクスは <sup>べんり</sup> 便利ですね。

B : わたしも そう <sup>おも</sup> 思います。

C : わたしは そう [は] <sup>おも</sup> いません。

A : Fax machines are convenient, aren't they?

B : I think so, too.

C : I don't think so.

### 2. “S” plain form }と <sup>い</sup> 言います say...

The content expressed with <sup>い</sup> 言います is indicated by the particle と.

#### 1) When quoting directly what someone says or said, repeat exactly what they say as in the following structure.

⑦ <sup>ね</sup> 寝る まえに 「<sup>やす</sup> お休みなさい」と <sup>い</sup> 言います。

We say “Good night” before going to bed.

⑧ ミラーさんは 「<sup>らいしゅう</sup> 来週 <sup>とうきょう</sup> 東京へ <sup>しゅつちやう</sup> 出張します」と <sup>い</sup> 言いました。

Mr. Miller said “I will go to Tokyo on a business trip next week.”

2) When quoting indirectly what someone says or said, the plain form is used before と. The tense of the quoted sentence is not affected by the tense of the main sentence.

- ⑨ ミラーさんは 来週 東京へ 出張すると 言いました。  
Mr. Miller said that he would go to Tokyo on a business trip next week.

3. 

V	} plain form	} でしょう?
い-adj		
な-adj	} plain form	
N	~だ	

When the speaker expects that the listener has some knowledge on the topic being discussed and that the listener will agree with the speaker's view, でしょう is said with a rising intonation to confirm the listener's agreement.

- ⑩ あした パーティーに 行くでしょう?  
…ええ、行きます。  
You are going to the party tomorrow, aren't you?  
…Yes, I am.
- ⑪ 北海道は 寒かったでしょう? It was cold in Hokkaido, wasn't it?  
…いいえ、そんなに 寒くなかったです。 …No, it wasn't that cold.

4. N<sub>1</sub> (place) で N<sub>2</sub> があります

When N<sub>2</sub> expresses such events as a party, concert, festival, incident, disaster and so on, あります means "to take place" or "to be held."

- ⑫ 東京で 日本と ブラジルの サッカーの 試合が あります。  
A football game between Japan and Brazil will be held in Tokyo.

5. N (occasion) で

When some action takes place on a certain occasion, that occasion is followed by で.

- ⑬ 会議で 何か 意見を 言いましたか。  
Did you give your opinion at the meeting?

6. N でも V

でも is used to give an example out of things of the same kind (drinks in the case of ⑭) when one encourages or advises someone to do something or when one makes a suggestion.

- ⑭ ちょっと ビールでも 飲みませんか。  
Shall we drink beer or something?

7. V ない-form ないと……

This expression is made by omitting いけません from V ない-form ないと いけません. V ない-form ないと いけません is similar to V ない-form なければなりません which you learned in Lesson 17.

- ⑮ もう 帰らないと……。 I have to go home now.

# Lesson 22

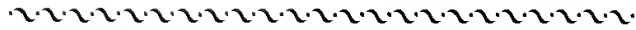
## I. Vocabulary

きます II [シャツを ~]	着ます	put on [a shirt, etc.]
はきます I [くつを ~]	[靴を ~]	put on [shoes, trousers, etc.]
かぶります I [ぼうしを ~]	[帽子を ~]	put on [a hat, etc.]
かけます II [めがねを ~]	[眼鏡を ~]	put on [glasses]
うまれます II	生まれます	be born
コート		coat
スーツ		suit
セーター		sweater
ぼうし	帽子	hat, cap
めがね	眼鏡	glasses
よく		often
おめでとう ございます。		Congratulations. (used on birthdays, at weddings, New Year's Day, etc.)

◀ 会話 ▶

こちら  
家賃やちん  
うーん。  
ダイニングキッチン  
和室わしつ  
押し入れおしいれ  
布団ふとん  
アパート

this (polite equivalent of これ)  
house rent  
Let me see.  
kitchen with a dining area  
Japanese-style room  
Japanese-style closet  
Japanese-style mattress and quilt  
apartment



パリ  
万里の長城ばんり ちやうじやう  
余暇開発センターよか かいほつ  
レジャー白書はくしよ

Paris  
the Great Wall of China  
Center for Developing Leisure Activities  
white paper on leisure

## II. Translation

### Sentence Patterns

1. This is a cake Mr. Miller made.
2. That man who is over there is Mr. Miller.
3. I have forgotten the words I learned yesterday.
4. I have no time to go shopping.

### Example Sentences

1. This is a photo I took on the Great Wall of China.  
...Is it? It is superb, isn't it?
2. Which is the picture Ms. Karina drew?  
...It is that one. That picture of the sea.
3. Who is that woman wearing the kimono?  
...That is Ms. Kimura.
4. Mr. Yamada, where did you first meet your wife?  
...It was Osaka Castle.
5. How was the concert you went to with Ms. Kimura?  
...It was very good.
6. What's wrong with you?  
...I have lost the umbrella I bought yesterday.
7. What kind of house do you want?  
...I want a house that has a big garden.
8. Would you like to go for a drink this evening?  
...I am sorry, but this evening I have promised to meet a friend.




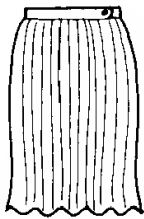


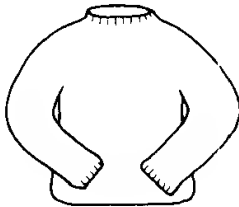
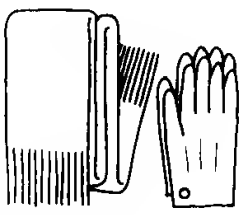



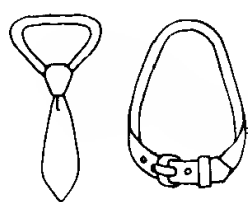



### Conversation

#### What kind of apartment would you like?

- Real estate agent: How about this one?  
The rent is 80,000 yen.
- Wang: Ummmm. It's far from the station.
- Agent: Then how about this one?  
This one's convenient. It's a three-minute walk from the station.
- Wang: Oh.  
A kitchen-dining room, a Japanese-style room, and....  
Excuse me. What is this?
- Agent: It's an "oshiire."  
It's a place to put "futon" in.
- Wang: I see.  
Can I take a look at this apartment today?
- Agent: Yes. Shall we go now?
- Wang: Yes, please.

### III. Reference Words & Information

## 衣服 CLOTHES

<p>スーツ suit</p> 	<p>ワンピース one-piece dress</p> 	<p>上着 jacket</p> 	<p>ズボン/パンツ trousers/pants</p> <p>ジーンズ jeans</p> 
<p>スカート skirt</p> 	<p>ブラウス blouse</p> 	<p>ワイシャツ [white] shirt</p> 	<p>セーター sweater</p> 
<p>マフラー muffler</p> <p>手袋 gloves</p> 	<p>下着 underwear</p> 	<p>くつした socks</p> <p>パンスト panty hose, tights</p> 	<p>着物 kimono</p>  <p>帯 obi</p>
<p>オーバーコート overcoat</p> <p>レインコート raincoat</p> 	<p>ネクタイ necktie</p> <p>ベルト belt</p> 	<p>ハイヒール high heels</p>  <p>ブーツ boots</p>  <p>運動靴 sneakers</p> 	<p>ぞうり zori</p> <p>たび tabi</p> 

## IV. Grammar Explanation

### 1. Noun modification

You learned how to modify nouns in Lesson 2 and Lesson 8.

ミラーさんの うち	Mr. Miller's house	(L. 2)
新しい うち	a new house	(L. 8)
きれいな うち	a beautiful house	(L. 8)

In Japanese, whatever modifies a word, whether it's a word or a sentence, it always comes before the word to be modified. Here you learn another way to modify nouns.

### 2. Noun modification by sentences

1) The predicate of the sentence which modifies a noun is in the plain form.

In the case of な-adjective sentences, ~だ becomes ~な. In the case of noun sentences ~だ becomes ~の.

①	行く 人	who goes	} to Kyoto
京都へ	行かない 人	who does not go	
	行った 人	who went	
	行かなかった 人	who did not go	
背が高くて、髪が黒い	人	a person who is tall and has black hair	
親切で、きれいな	人	a person who is kind and pretty	
	65歳の 人	a person who is 65 years old	

2) Nouns, which are various elements of the sentence, are picked out of it and can be modified by it.

② わたしは先週 映画 を 見ました → わたしが先週 見た 映画

I saw a movie last week → the movie that I saw last week

③ ワンさんは 病院 で 働いて います → ワンさんが 働いている 病院

Mr. Wang works at a hospital → the hospital where Mr. Wang works

④ わたしはあした 友達 に 会います → わたしがあした 会う 友達

I will meet a friend tomorrow → the friend whom I will meet tomorrow

When the nouns underlined in ②, ③ and ④ are modified, the particles を, で, and に attached to them respectively are unnecessary.

3) The noun modified by a sentence ("the house where Mr. Miller lived" in the example sentences below) can be used in various parts of a sentence.

⑤ これは ミラーさんが住んでいた うちです。

This is the house where Mr. Miller lived.

⑥ ミラーさんが住んでいた ちは 古いです。

The house where Mr. Miller lived is old.

⑦ ミラーさんが住んでいた ちを 買いました。

I bought the house where Mr. Miller lived.

⑧ わたしは ミラーさんが住んでいた ちが 好きです。

I like the house where Mr. Miller lived.

⑨ ミラーさんが住んでいた ちに 猫が いました。

There was a cat in the house where Mr. Miller lived.

⑩ ミラーさんが住んでいた ちへ 行った ことがあります。

I have been to the house where Mr. Miller lived.

### 3. Nが

When a sentence modifies a noun, the subject in the sentence is indicated by が.

ミラーさんは ケーキを 作りました。

Mr. Miller baked a cake.

⑪ これは ミラーさんが 作った ケーキです。

This is the cake which Mr. Miller baked.

⑫ わたしは カリナさんが かいた 絵が 好きです。

I like the picture that Ms. Karina drew.

⑬ [あなたは] 彼が 生まれた 所を 知っていますか。

Do you know the place where he was born?

### 4. V dictionary form 時間／約束／用事

When expressing the time for doing some activity, put the dictionary form of the action before じかん.

⑭ わたしは 朝ごはんを 食べる 時間がありません。

I have no time to eat breakfast.

You can also say the content of the arrangement (appointment), etc., by putting the dictionary form of that action before やくそく, etc.

⑮ わたしは 友達と 映画を 見る 約束があります。

I have an arrangement to see a movie with a friend of mine.

⑯ きょうは 市役所へ 行く 用事があります。

I have something to do at the city hall today.

# Lesson 23

## I. Vocabulary

ききます I [せんせいに ~]	聞きます [先生に ~]	ask [the teacher]
まわします I	回します	turn
ひきます I	引きます	pull
かえます II	変えます	change
さわります I [ドアに ~]	触ります	touch [a door]
でます II [おつりが ~]	出ます [お釣りが ~]	[change] come out
うごきます I [とけいが ~]	動きます [時計が ~]	[a watch] move, work
あるきます I [みちを ~]	歩きます [道を ~]	walk [along a road]
わたります I [はしを ~]	渡ります [橋を ~]	cross [a bridge]
きをつけます II [くるまに ~]	気をつけます [車に ~]	pay attention [to cars], take care
ひっこしします III	引っ越しします	move (house)
でんきや ~や	電気屋 ~屋	electrician person of ~ shop
サイズ		size
おと	音	sound
きかい	機械	machine
つまみ		knob
こしょう	故障	breakdown (~します : break down)
みち	道	road, way
こうさてん	交差点	crossroad
しんごう	信号	traffic light
かど	角	corner
はし	橋	bridge
ちゅうしゃじょう	駐車場	parking lot, car park

－め                      －目                      the -th (indicating order)

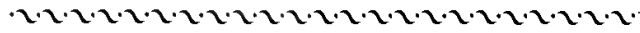
[お]しょうがつ      [お]正月                      New Year's Day

ごちそうさま[でした]。                      That was delicious. (said after eating or drinking)

◀ 会 話 ▶

たてもの  
建物  
がいこくじんとうろくしょう  
外国人登録証

building  
alien registration card



しょうとくたいし  
聖徳太子  
ほうりゅうじ  
法隆寺

Prince Shotoku (574 – 622)  
Horyuji Temple, a temple in Nara  
Prefecture built by Prince Shotoku at the  
beginning of the 7th century

げんきちゃ  
元気茶  
ほんだえき  
本田駅  
としよかんまえ  
図書館前

fictitious tea  
fictitious station  
fictitious bus stop

## II. Translation

### Sentence Patterns

1. When you borrow books from the library, you need a card.
2. Push this button, and change will come out.

### Example Sentences

1. Do you often watch TV?  
...Well, I watch it when there is a baseball game on.
2. What do you do when there is nothing in the refrigerator?  
...I go out and eat something at a nearby restaurant.
3. Did you turn off the air conditioner when you left the meeting room?  
...I am sorry, I forgot.
4. Where do you buy your clothes and shoes, Mr. Santos?  
...I buy them in my country when I go back on summer vacation or New Year vacation.  
Because the things in Japan are small for me.
5. What is that?  
...It's "Genki-cha." I take this when I'm not in good shape.
6. Won't you come to my house when you are free?  
...Thank you. I would love to.
7. Did you work part-time when you were a student?  
...Yes. I sometimes did.
8. The volume is low, isn't it?  
...Turn this knob to the right, and the volume will go up.
9. Excuse me. Where is the City Hall?  
...Go straight down this road, and you will find it on your left.

### Conversation

#### How can I get there?

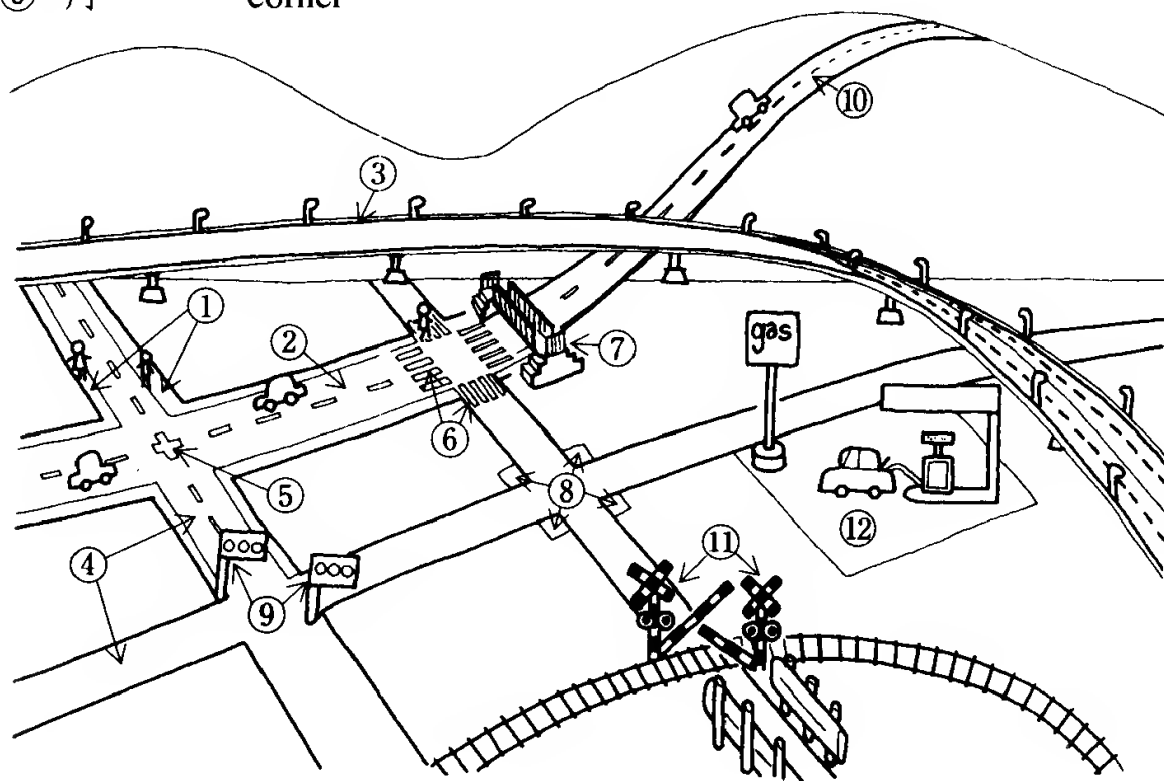
- Librarian: Hello. This is Midori Library.  
Karina: Er, could you tell me how to get there?  
Librarian: Take a No.12 bus from Honda Station, and get off at Toshokan-mae. It's the third stop.  
Karina: The third stop, right?  
Librarian: Yes. When you get off the bus, you will see a park in front of you.  
Our library is the white building in the park.  
Karina: I see.  
Is anything required when I borrow books?  
Librarian: Are you a foreigner?  
Karina: Yes, I am.  
Librarian: Then, please bring your alien registration card.  
Karina: Yes, I will. Thank you very much.

### III. Reference Words & Information

#### 道路・交通

#### ROAD & TRAFFIC

- |        |                      |            |                   |
|--------|----------------------|------------|-------------------|
| ① 歩道   | sidewalk, pavement   | ⑨ 信号       | traffic light     |
| ② 車道   | road                 | ⑩ 坂        | slope             |
| ③ 高速道路 | expressway, motorway | ⑪ 踏切       | railroad crossing |
| ④ 通り   | street               | ⑫ ガソリンスタンド | gas station       |
| ⑤ 交差点  | crossing             |            |                   |
| ⑥ 横断歩道 | pedestrian crossing  |            |                   |
| ⑦ 歩道橋  | pedestrian bridge    |            |                   |
| ⑧ 角    | corner               |            |                   |



23

147

と  
止まれ  
stop

しんにゅうきんし  
進入禁止  
no entry

いっぽうつうこう  
一方通行  
one way

ちゅうしゃきんし  
駐車禁止  
no parking

うせつきんし  
右折禁止  
no turning right



## IV. Grammar Explanation

1.	V dictionary form V ない-form い-adj (〜い) な-adj な N の	} とき、〜	When..., ...
----	--	--------	--------------

とき connects two sentences and expresses the time when the state or action described in the main sentence exists or occurs. As shown in the table above, the forms of verbs, い-adjectives, な-adjectives and nouns connected to とき are the same as the forms when modifying nouns.

- ① 図書館で本を借りるとき、カードが要ります。  
 When you borrow books from the library, you need a card.
- ② 使い方がわからないとき、わたしに聞いてください。  
 When you don't know how to use it, ask me.
- ③ 体の調子が悪いとき、「元気茶」を飲みます。  
 When I'm not in good shape, I drink "Genki-cha."
- ④ 暇なとき、うちへ遊びに来ませんか。  
 Won't you come to my place when you are free?
- ⑤ 妻が病気のとき、会社を休みます。  
 When my wife is sick, I take a day off work.
- ⑥ 若いとき、あまり勉強しませんでした。  
 When I was young, I did not study much.
- ⑦ 子どものとき、よく川で泳ぎました。  
 I used to swim in a river when I was a child.

The tense of adjective sentences and noun sentences which modify とき is not affected by the tense of the main sentence (see ⑥ and ⑦).

2.	V dictionary form V た-form	} とき、〜
----	-------------------------------	--------

When the dictionary form of the predicate is put before とき it indicates the non-completion of the action, and when the た-form of the predicate is put before とき it indicates the completion of the action.

- ⑧ 国へ帰るとき、かばんを買いました。  
 I bought a bag when I went back to my country.
- ⑨ 国へ帰ったとき、かばんを買いました。  
 I bought a bag when I went back to my country.

In ⑧, 帰る indicates that at the time being referred to the action had not been completed, that the speaker had not reached his/her country yet and that he/she bought a bag somewhere on his/her way there (Japan is included). In ⑨, 帰った indicates that the action was completed and the speaker bought a bag after arriving in his/her country.

### 3. **V dictionary form と、～** ..., then (inevitably)...

When expressing the situation where, as a result of a certain action, another action or matter inevitably happens, と is used to connect the sentences.

⑩ この ボタンを 押すと、お釣りが 出ます。

Press this button, and the change will come out.

⑪ これを 回すと、音が 大きくなります。

Turn this, and the volume will go up.

⑫ 右へ 曲がると、郵便局が あります。

Turn to the right, and you will find the post office.

Expressions of one's will, hope, invitation or request cannot be used in the sentence which follows ～と.

×時間が あると、	[	映画を 見に行きます。	(will)
		映画を 見に行きたいです。	(hope)
		映画を 見に行きませんか。	(invitation)
		ちょっと 手伝ってください。	(request)

In those cases, the conditional expression ～たら is used instead of ～と (see Lesson 25).

### 4. **N が adjective / V**

You learned in Lesson 14 that the subject is indicated by が when describing a natural phenomenon. When describing a state or a scene as it is, the subject is also indicated by が.

⑬ 音が 小さいです。

The volume is low.

⑭ 電気が 明るくなりました。

The light became brighter.

⑮ この ボタンを 押すと、切符が 出ます。

Press this button, and a ticket will come out.

### 5. **N(place) を V(verb of movement)**

The particle を is used to denote the place where a person or a thing passes. The verb of movement such as さんぽします, わたります, あるきます, etc. are used in this pattern.

⑯ 公園を 散歩します。

I take a walk in the park. (L. 13)

⑰ 道を 渡ります。

I cross the road.

⑱ 交差点を 右へ 曲がります。

I turn to the right at the intersection.

# Lesson 24

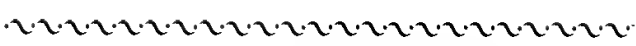
## I. Vocabulary

くれます II		give (me)
つれていきます I	連れて行きます	take (someone)
つれてきます III	連れて来ます	bring (someone)
おくります I	送ります	escort [someone], go with
[ひとを ~]	[人を ~]	
しょうかいします III	紹介します	introduce
あんないします III	案内します	show around, show the way
せつめいします III	説明します	explain
いれます II		make [coffee]
[コーヒーを ~]		
おじいさん / おじいちゃん		grandfather, old man
おばあさん / おばあちゃん		grandmother, old woman
じゅんび	準備	preparation (~します: prepare)
いみ	意味	meaning
[お]かし	[お]菓子	sweets, snacks
ぜんぶ	全部	all
じぶんで	自分で	by oneself

◀ 会話 ▶

ほかに  
ワゴン車<sup>しや</sup>  
[お]弁当<sup>べんとう</sup>

besides  
station wagon  
box lunch



はは<sup>はは</sup>の<sup>の</sup>日<sup>ひ</sup>

Mother's Day

## II. Translation

### Sentence Patterns

1. Ms. Sato gave me a Christmas card.
2. I lent Ms. Kimura a book.
3. I was told the telephone number of the hospital by Mr. Yamada.
4. My mother sent me a sweater.

### Example Sentences

1. Do you like your grandmother, Taro?  
...Yes, I do. She always gives me some sweets.
2. This is very delicious wine.  
...Yes. Ms. Sato gave it to me. It's French wine.
3. Taro, what will you do for your mother on Mother's Day?  
...I will play the piano for her.
4. Mr. Miller, did you cook all the dishes for the party yesterday by yourself?  
...No, Mr. Wang helped me.
5. Did you go by train?  
...No, Mr. Yamada drove me.

### Conversation

#### Will you help me?

- Karina: Mr. Wang, you are moving house tomorrow, aren't you?  
Shall I come to help you?
- Wang: Thank you.  
Well, then, will you come around 9 o'clock?
- Karina: Who else will come to help you?
- Wang: Mr. Yamada and Mr. Miller are coming.
- Karina: What about a car?
- Wang: Mr. Yamada will lend me his station wagon.
- Karina: What about lunch?
- Wang: Well....
- Karina: Shall I bring lunch?
- Wang: Thank you. Please.
- Karina: Then see you tomorrow.

### III. Reference Words & Information

ぞうとう しゅうかん  
贈答の習慣

### EXCHANGE OF PRESENTS

とし だま  
お年玉

small gift of money given by parents and relatives to children on New Year's Day

にゅう がく いわ  
入学祝い

gift celebrating admission to schools

そつ ぎょう いわ  
卒業祝い

graduation gift (money, stationery, book, etc.)

けっ こん いわ  
結婚祝い

wedding gift (money, household goods, etc.)

しゅつ さん いわ  
出産祝い

gift celebrating a birth (baby clothes, toys, etc.)

ちゅう げん  
お中元 [Jul. or Aug.]

gift for a person whose care you are under, e.g., doctor, teacher, boss, etc. (food, etc.)

さい ぼ  
お歳暮 [Dec.]

こう だん  
お香典

condolence money

み まい  
お見舞い

present given when visiting a sick person (flowers, fruits, etc.)

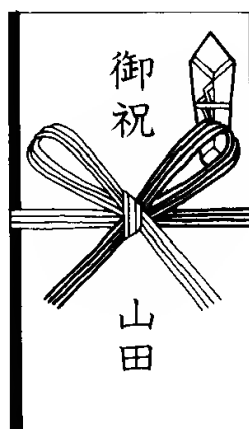


の しぶくろ  
熨斗袋 Special Envelope for Gift of Money

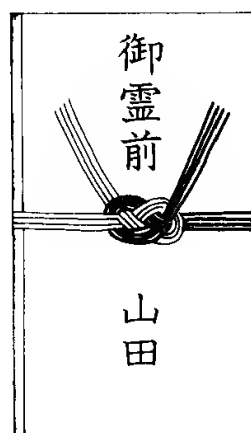
There are several kinds of special envelopes called NOSHIBUKURO. According to the occasion, a suitable one should be chosen.



for weddings  
(with red and white, or gold and silver ribbon)



for celebrations other than weddings  
(with red and white, or gold and silver ribbon)



for funerals  
(with black and white ribbon)

## IV. Grammar Explanation

### 1. くれます

You learned that **あげます** means “give” in Lesson 7. This verb cannot be used when somebody else gives something to the speaker or the speaker’s family, etc. (×**さとうさんは わたしに クリスマスカードを あげました**). In this case **くれます** is used.

① わたしは **佐藤さん**に **花**を あげました。

I gave flowers to Ms. Sato.

② **佐藤さん**は わたしに クリスマスカードを くれました。

Ms. Sato gave me a Christmas card.

③ **佐藤さん**は **妹**に **お菓子**を くれました。

Ms. Sato gave candies to my younger sister.

### 2.

Vて-form	{	あげます
		もらいます
		くれます

**あげます**, **もらいます** and **くれます** are also used to refer to the giving and receiving of actions as well as those of things. They indicate who is doing that act for whom, while also expressing a sense of goodwill or gratitude. In this case, the act is expressed by the **て-form**.

#### 1) **Vて-form** あげます

**Vて-form** **あげます** indicates that one does something for somebody with a sense of goodwill.

④ わたしは **木村さん**に **本**を **貸**して あげました。

I lent Ms. Kimura a book.

When the speaker is the actor and the listener is the receiver of the act, this expression could give the impression that the speaker is being patronizing. You are, therefore, advised to avoid using this expression directly to someone whom you do not know very well or who is senior or superior to you. You may use it to someone with whom you have a very close, friendly relationship. So, when you offer assistance to someone who is not very close, **Vます-form** **ましようか** (see Lesson 14, 6) is used.

⑤ タクシーを **呼び**ましようか。      Shall I call a taxi for you?      (L. 14)

⑥ **手伝**いましようか。      May I help you?      (L. 14)

2) **Vて-form もらいます**

⑦ わたしは 山田さんに 図書館の 電話番号を 教えて もらいました。

Mr. Yamada told me the telephone number of the library.

This expression conveys a sense of gratitude on the part of those who receive a favor.

3) **Vて-form くれます**

⑧ 母は [わたしに] セーターを 送って くれました。

My mother sent me a sweater.

Like Vて-form もらいます, this expression also conveys a sense of gratitude on the part of those who receive a favor. The difference is that Vて-form もらいます has the receiver of the act as the subject of the sentence, while Vて-form くれます has the actor as the subject of the sentence, implying the actor (the subject) voluntarily takes the action. The receiver of the act in the latter case is often the speaker and わたし(the receiver)に is often omitted.

3. **N(person)が V**

⑨ すてきな ネクタイですね。 That's a nice tie, isn't it?

…ええ、佐藤さんが くれました。 …Yes. Ms. Sato gave it to me.

You present a topic, saying すてきな ネクタイですね. Responding to it, your partner in conversation gives a piece of information on the topic which is unknown to you, [この ネクタイは] さとうさんが くれました. The subject of the sentence giving new information is indicated by が.

4. **Interrogative が V**

You learned that when the subject is questioned, it is indicated by が in あります/います sentences (Lesson 10) and adjective sentences (Lesson 12). This is also the case for verb sentences.

⑩ だれが 手伝いに 行きますか。 Who will go to give him a hand?

…カリナさんが 行きます。 …Ms. Karina will.

# Lesson 25

## I. Vocabulary

かんがえます II	考えます	think, consider
つきます I	着きます	arrive [at the station]
[えきに～]	[駅に～]	
りゅうがくします III	留学します	study abroad
とります I	取ります	grow old
[としを～]	[年を～]	
いなか	田舎	countryside, hometown
たいしかん	大使館	embassy
グループ		group
チャンス		chance
おく	億	hundred million
もし [～たら]		if ~
いくら [～ても]		however ~, even if ~

◀ 会話 ▶

てんきん  
転勤

transfer (~します: be transferred to another office)

こと  
いっばいの  
一杯 飲みましょう。

thing, matter (~のこと: thing about ~)  
Let's have a drink together.

[いろいろ] お世話になりました。

Thank you for everything you have done for me.

がんば  
頑張ります I  
どうぞ お元気で。

do one's best  
Best of luck. (said when expecting a long separation)

## II. Translation

### Sentence Patterns

1. If it rains, I will not go out.
2. Even if it rains, I will go out.

### Example Sentences

1. If you had a hundred million yen, what would you like to do?  
...I would want to build a computer software company.
2. What will you do if your friend doesn't come at the time he promised?  
...I will go home immediately.
3. That new shoe shop has a lot of good shoes.  
...Does it? If their prices are reasonable, I would like to buy some.
4. Do I have to submit the report by tomorrow?  
...No. If it's not possible, submit it on Friday.
5. Have you thought of a name for your baby yet?  
...Yes. If it is a boy, he will be named "Hikaru," and if it is a girl, she will be named "Aya."
6. Will you start work straightaway after you graduate from university?  
...No, I want to travel to various countries for about one year.
7. Excuse me, ma'am. But I don't understand the meaning of this word.  
...Did you check it in the dictionary?  
Yes, I did. I still don't get it.
8. Japanese people are fond of traveling in groups, aren't they?  
...Yes, they are, because it is economical.  
No matter how economical it is, I don't like group tours.

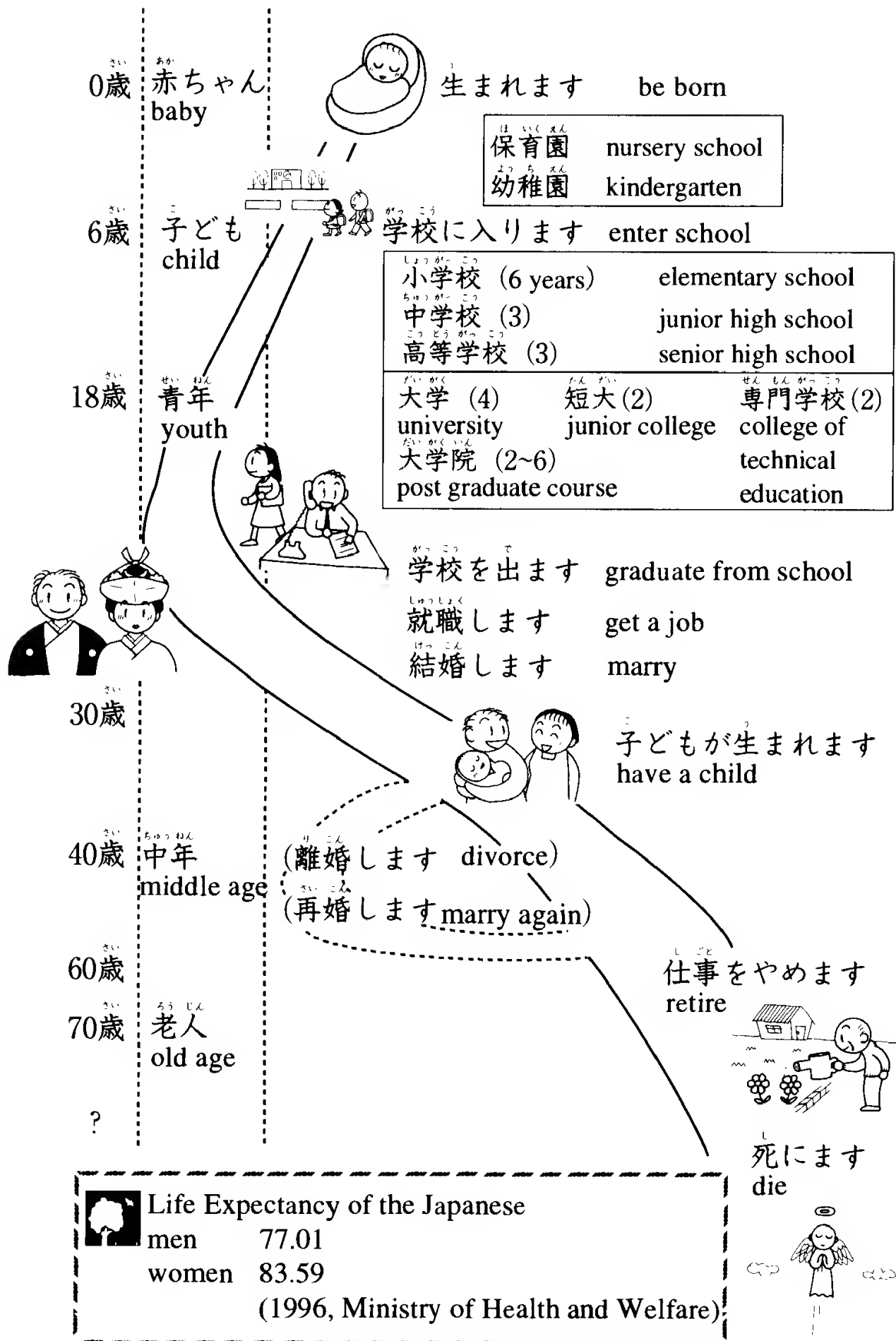
### Conversation

#### Thank you for having been kind to me

- Yamada: Congratulations! You are going to be transferred.  
Miller: Thank you.  
Kimura: When you leave for Tokyo, we will miss you.  
Don't forget about Osaka after you go to Tokyo.  
Miller: Of course. Ms. Kimura, if you have time, please come to Tokyo.  
Santos: Mr. Miller, when you come to Osaka, give me a call.  
Let's have a drink.  
Miller: I'd love to.  
Thank you very much, all of you, for having been kind to me.  
Sato: Please take care of yourself and do your best.  
Miller: Yes, I will do my best. Best of luck, all of you.

# III. Reference Words & Information

## 人の一生 LIFE



## IV. Grammar Explanation

### 1. plain past form ら、～ If...

When ら is attached to the past tense plain form of verbs, adjectives, etc., it changes the preceding clause into a conditional expression. When a speaker wants to state his opinion, situation, request, etc., in the conditional, this pattern is used.

- ① お金<sup>かね</sup>が あったら、旅行<sup>りょこう</sup>します。  
If I had money, I would travel.
- ② 時間<sup>じかん</sup>が なかったら、テレビを 見<sup>み</sup>ません。  
If I don't have time, I will not watch TV.
- ③ 安<sup>やす</sup>かったら、パソコンを 買<sup>か</sup>いたいです。  
If it's inexpensive, I want to buy a personal computer.
- ④ 暇<sup>ひま</sup>だったら、手<sup>て</sup>伝<sup>つだ</sup>って ください。  
If you are free, please give me a hand.
- ⑤ いい 天気<sup>てんき</sup>だったら、散<sup>さん</sup>歩<sup>ぽ</sup>しませんか。  
If it's fine, won't you take a walk with me?

### 2. Vた-form ら、～ When.../After...

This pattern is used to express that a certain action will be done or a certain situation will appear when a matter, action or state which is sure to happen in the future has been completed or achieved. The main sentence is always in the present tense.

- ⑥ 10時<sup>じ</sup>に なったら、出<sup>で</sup>かけましよう。  
Let's go out when it gets to ten.
- ⑦ うちへ 帰<sup>かえ</sup>ったら、すぐ シャワーを 浴<sup>あ</sup>びます。  
I take a shower soon after I return home.

### 3. Vて-form い-adj (～い) → ～くて な-adj [な] → で Nで } も、～ Even if...

This expression is used to present a reverse condition. Contrary to plain past form ら、～, this expression is used when an action which is expected to be taken or an event which is expected to happen naturally under the given circumstances does not materialize or a thing turns out in a way opposite to a socially accepted idea.

- ⑧ 雨が降っても、洗濯します。  
Even if it rains, I'll do the laundry.
- ⑨ 安くても、わたしはグループ旅行が嫌いです。  
Even if group tours are inexpensive, I don't like them.
- ⑩ 便利でも、パソコンを 使いません。  
Even if a personal computer is useful, I won't use it.
- ⑪ 日曜日でも、働きます。  
Even if it is Sunday, I will work.

#### 4. もし and いくら

もし is used in a sentence in the plain past form to indicate beforehand that the sentence is going to present a condition, while いくら is used with ~ても(~でも) to do the same. もし implies that an emphasis is on the speaker's supposition while いくら is meant to stress the degree of conditionality.

- ⑫ もし 1億円 あったら、いろいろな国を旅行したいです。  
If I had 100 million yen, I would want to travel in various countries.
- ⑬ いくら 考えても、わかりません。  
No matter how much I think, I can't understand this.
- ⑭ いくら 高くても、買います。  
No matter how expensive it is, I will buy it.

25

161

#### 5. Nが

As mentioned in Lesson 16, 4. [Note], the subject of a subordinate clause is indicated by が. In subordinate clauses using たら, ても, とき, と, まえに, etc., in addition to から, the subject is indicated by が, as shown below.

- ⑮ 友達が来る まえに、部屋を掃除します。  
I will clean my room before my friends come. (L. 18)
- ⑯ 妻が病気のとき、会社を休みます。  
When my wife is sick, I take a day off work. (L. 23)
- ⑰ 友達が約束の時間に来なかったら、どう しますか。  
If your friend doesn't come on time, what will you do? (L. 25)



# SUMMARY LESSON

## I. Particles

### 1. [は]

- A: 1) I am Mike Miller. (Lesson 1)  
2) I get up at six in the morning. (4)  
3) Cherry blossoms are beautiful. (8)
- B: 1) What time is it now in New York? (4)  
2) On Sunday I went to Nara with a friend. (6)  
3) Tokyo Disneyland is in Chiba Prefecture. (10)  
4) Please send the data by fax. (17)

### 2. [も]

- A: 1) Maria is Brazilian, too. (1)  
2) Please send this parcel, too. (11)  
3) I like both. (12)  
4) I have been on a diet many times. (19)
- B: 1) I did not go anywhere. (5)  
2) I did not eat anything. (6)  
3) There was no one. (10)

### 3. [の]

- A: 1) That person is Mr. Miller of IMC. (1)  
2) This is a book on computers. (2)  
3) That is my umbrella. (2)  
4) This is a Japanese car. (3)  
5) Did you study last night? (4)  
6) How are your Japanese studies going? (8)  
7) There is a picture on the desk. (10)  
8) Please tell me how to read this Kanji. (14)  
9) I came from Bandung, Indonesia. (16)
- B: 1) This bag is Ms. Sato's. (2)  
2) Where was this camera made?  
...In Japan. (3)
- C: Is there one a little bigger? (14)

### 4. [を]

- A: 1) I drink juice. (6)  
2) I am going to travel for a week. (11)  
3) I will pick up my child at two o'clock. (13)

- B: 1) I took a day off work yesterday. (11)  
 2) I leave home at eight every morning. (13)  
 3) I get off the train at Kyoto. (16)
- C: 1) I take a walk in a park every morning. (13)  
 2) Please cross at that traffic signal. (23)  
 3) Go straight along this street and you will find the station. (23)

5. [か]

- A: 1) I like Italian food. (9)  
 2) Mr. Miller is good at cooking. (9)  
 3) I understand Japanese a little. (9)  
 4) Do you have any small change? (9)  
 5) I have two children. (11)  
 6) I want a personal computer. (13)  
 7) Can you ski? (18)  
 8) I need a tape recorder. (20)
- B: 1) There is a man over there. (10)  
 2) There is a picture on the desk. (10)  
 3) There will be a festival in Kyoto next month. (21)
- C: 1) Tokyo has a big population. (12)  
 2) Mr. Santos is tall. (16)  
 3) I have a sore throat. (17)
- D: 1) Which is faster, a bus or a train?  
 ...A train is faster. (12)  
 2) Baseball is the most interesting of all the sports. (12)
- E: 1) It is raining now. (14)  
 2) Touch this, and the water will come out. (23)  
 3) The volume is low. (23)
- F: 1) I am going to go and have a meal after the concert is over. (16)  
 2) What will you do if your friend does not come on time? (25)  
 3) When my wife is sick, I take a day off work. (23)  
 4) Which is the picture that Ms. Karina drew? (22)
- G: 1) Ms. Sato gave me wine. (24)  
 2) Who paid for you? (24)

6. [に]

- A: 1) I get up at six o'clock in the morning. (4)  
 2) I came to Japan on March 25th. (5)
- B: 1) I gave some flowers to Ms. Kimura. (7)  
 2) I write Christmas cards to my family and friends. (7)

- C: 1) I received a gift from Mr. Santos. (7)  
 2) I borrowed a book from a person in the company. (7)
- D: 1) There is a picture on the desk. (10)  
 2) My family is in New York. (10)  
 3) Maria lives in Osaka. (15)
- E: 1) I will meet a friend tomorrow. (6)  
 2) Have you already got accustomed to living in Japan? (8)  
 3) Let's go in that coffee shop. (13)  
 4) Please sit here. (15)  
 5) I take a train from Umeda. (16)  
 6) Please write your name here. (14)  
 7) Touch this, and the water will come out. (23)
- F: I play tennis once a week. (11)
- G: 1) I came to Japan to study economics. (13)  
 2) I will go to Kyoto for cherry blossom viewing. (13)
- H: Teresa became ten. (19)

## 7. [へ]

- 1) I will go to Kyoto with a friend. (5)  
 2) I will go to France to study cooking. (13)  
 3) Please turn right at that traffic light. (14)

165

## 8. [で]

- A: 1) I go home by taxi. (5)  
 2) I send the data by fax. (7)  
 3) Do you write reports in Japanese? (7)
- B: 1) I buy a newspaper at the station. (6)  
 2) In July there is a festival in Kyoto. (21)
- C: I like summer the best of the year. (12)

## 9. [と]

- A: 1) I came to Japan with my family. (5)  
 2) Ms. Sato is talking with the department chief in the meeting room. (14)
- B: 1) I have Saturdays and Sundays off. (4)  
 2) The book store is between a florist's and a supermarket. (10)  
 3) Which is more interesting, football or baseball? (12)
- C: 1) I think it will rain tomorrow. (21)  
 2) The prime minister said that he would go to America next month. (21)

## 10. [や]

- There are old letters, pictures and things in the box. (10)

**11. [から][まで]**

- A: 1) I work from nine to five. (4)  
2) The bank is open from nine to three. (4)  
3) I worked until ten last night. (4)  
B: 1) Chili sauce is on the second rack from the bottom. (10)  
2) It takes four hours to fly from my country to Japan. (11)  
3) Shall I come and get you at the station? (14)

**12. [までに]**

I have to return the books by Saturday. (17)

**13. [より]**

China is bigger than Japan. (12)

**14. [でも]**

Shall we drink a glass of beer or something? (21)

**15. [か]**

- A: 1) Is Mr. Santos Brazilian? (1)  
2) Is it a mechanical pencil or a ballpoint pen? (2)  
3) Shall we go and see a film together? (6)  
B: Excuse me. Where is Yunyu-ya store?  
...Yunyu-ya store? It's in that building. (10)  
C: Is this umbrella yours?  
...No, it isn't. It's Mr. Schmidt's.  
I see. (2)

**16. [ね]**

- 1) I studied until twelve last night, too.  
...That's tough, isn't it? (4)  
2) That spoon looks nice, doesn't it? (7)  
3) Well, ...let me see, it's 871-6813.  
...871-6813, right? (4)  
4) You see the man over there. Who is he? (10)

**17. [よ]**

Does this train go to Koshien?  
...No. The next local train does. (5)

## II. How to Use the Forms

### 1. [ます-form]

ます-form ませんか	Won't you have some tea with me?	(Lesson 6)
ます-form ましょう	Let's meet at five.	(6)
ます-form たいです	I want to buy a camera.	(13)
ます-form に いきます	I go to see a movie.	(13)
ます-form ましょうか	Shall I call a taxi for you?	(14)

### 2. [て-form]

て-form ください	Please lend me your ballpoint pen.	(14)
て-form います	Ms. Sato is now talking with Mr. Miller.	(14)
	Maria lives in Osaka.	(15)
て-form も いいです	May I smoke?	(15)
て-form は いけません	Don't take photographs in the museum.	(15)
て-form から、～	After I finish work, I go swimming.	(16)
て-form、て-form、～	In the morning, I go jogging, take a shower, then go to the office.	(16)
て-form あげます	I lend a CD to Mr. Miller.	(24)
て-form もらいます	Ms. Sato took me to Osaka Castle.	(24)
て-form くれます	Mr. Yamada took me in his car.	(24)

### 3. [ない-form]

ない-form しないで ください	Please do not take photographs here.	(17)
ない-form なければ なりません	You must show your passport.	(17)
ない-form なくても いいです	You don't need to take off your shoes.	(17)

### 4. [dictionary form]

dictionary form ことができます	I can play the piano.	(18)
dictionary form ことです	My hobby is watching movies.	(18)
dictionary form まえに、～	I read a book before going to bed.	(18)
dictionary form と、～	Turn to the right, and you'll find a post office.	(23)

### 5. [た-form]

た-form ことがあります	I have been to Hokkaido.	(19)
た-form り、た-form り します	On my holidays I play tennis, take walks and so forth.	(19)

6. [plain form]

plain form と おもいます

I think that Mr. Miller has already gone home. (21)

I think that things are expensive in Japan. (21)

I think that family is the most important thing. (21)

plain form と いいます

verb

い-adjective

な-adjective

noun

verb plain form noun

plain form }  
plain form }  
plain form }  
~だ }  
} でしょう?

My brother said that he would return by ten. (21)

Tomorrow you will go to the party, won't you? (21)

The morning rush hours are terrible, aren't they? (21)

Personal computers are useful, aren't they? (21)

He is American, isn't he? (21)

This is the cake that I made. (22)

7. verb plain form

い-adjective

な-adjective な

noun の

} とき、 ~  
}

When I read a paper, I put on my glasses. (23)

When I am sleepy, I drink coffee. (23)

When I have time, I watch video tapes. (23)

When it rains, I take a taxi. (23)

8. plain form past ら、 ~

If I have a personal computer, it'll be convenient. (25)

If the personal computer is cheap, I will buy it. (25)

If it's simple to use, I will buy it. (25)

If it's fine, I'll take a walk. (25)

9. verb て-form

い-adjective ~くて

な-adjective で

noun で

}  
} も、 ~

Though I've checked in the dictionary, I don't understand its meaning. (25)

Even if personal computers are cheap, I won't buy one. (25)

Even if you don't like it, you should eat it. (25)

He works even on Sundays. (25)

### III. Adverbs and Adverbial Expressions

1. みんな The foreign teachers are all Americans. (Lesson 11)  
ぜんぶ I have finished all my homework. (24)  
たくさん I have a lot of work. (9)  
とても It is very cold in Beijing. (8)  
よく Mr. Wang understands English well. (9)  
だいたい Teresa understands most Hiragana. (9)  
すこし Maria understands Katakana a little. (9)  
ちょっと Let's take a rest for a while. (6)  
もうすこし Don't you have one a little bit smaller? (14)  
もう Make one more copy, please. (14)  
ずっと There are a lot more people in Tokyo than in New York. (12)  
いちばん I like tempura best of all Japanese dishes. (12)  
Notebooks are on the top of that shelf. (10)
2. いつも I always have lunch in the university dining hall. (6)  
ときどき I sometimes eat at a restaurant. (6)  
よく Mr. Miller often goes to coffee shops. (22)  
はじめて Yesterday I ate sushi for the first time. (12)  
また Please come again tomorrow. (14)  
もういちど Once again, please. (II)
3. いま It is now ten past two. (4)  
すぐ Please send the report at once. (14)  
もう I have already bought my Shinkansen ticket. (7)  
It's eight o'clock now, isn't it? (8)  
まだ Have you had lunch? .  
...No, not yet. (7)  
これから I'm going to take lunch from now. (7)  
そろそろ It is almost time for me to leave. (8)  
あとで I will come later. (14)  
まず First, push this button. (16)  
つぎに Next, insert the card. (16)  
さいきん Recently Japanese football teams have become stronger. (21)
4. じぶんで I cooked all the dishes for the party by myself. (24)  
ひとりで I go to the hospital alone. (5)  
みんなで We will go to Kyoto all together tomorrow. (20)  
いっしょに Won't you drink some beer with me? (6)  
べつべつに Please charge us separately. (13)  
ぜんぶで It is five hundred yen in all. (11)

ほかに	Who will come to help you other than me?	(24)
はやく	I'll go home early.	(9)
ゆっくり	Please speak slowly.	(14)
	Have a good rest, today.	(17)
だんだん	It will get hotter and hotter from now on.	(19)
まっすぐ	Please go straight.	(14)
<b>5.</b> あまり	That dictionary is not very good.	(8)
ぜんぜん	I don't understand Indonesian at all.	(9)
なかなか	You can hardly ever see horses in Japan.	(18)
いちども	I have never eaten sushi.	(19)
ぜひ	I am eager to go to Hokkaido.	(18)
たぶん	I think Mr. Miller probably doesn't know.	(21)
きっと	I am sure it will be fine tomorrow.	(21)
もし	If I had one hundred million yen, I would like to form my own company.	(25)
いくら	However cheap group tours are, I don't like them.	(25)
<b>6.</b> とくに	In that film, the father, especially, acted well.	(15)
じつは	I am on a diet actually.	(19)
ほんとうに	I think food really costs a lot in Japan.	(21)
もちろん	I think Brazil will win the game, of course.	(21)

## IV. Various Conjunctions

1. **そして** Subways in Tokyo are clean and convenient. (Lesson 8)  
**～で** Nara is a quiet and beautiful city. (16)  
**～くて** This personal computer is light and handy. (16)  
**それから** Send this by special delivery, please. And this parcel, too. (11)  
**～たり** On holidays I play tennis, go on walks and so on. (19)  
**～が** Excuse me, but lend me a ballpoint pen, please. (14)
2. **それから** I studied Japanese, and then saw a movie. (6)  
**～てから** We dined at a restaurant after the concert was over. (16)  
**～て、～て** In the morning I jog, take a shower, and go to the office. (16)  
**～まえに** I write in my diary before going to bed. (18)  
**～とき** When you borrow books from the library, you need a card. (23)
3. **から** I don't go anywhere, because I don't have the time. (9)  
**ですから** Today is my wife's birthday. So I must go home early. (17)
4. **～が** 'The Seven Samurai' is an old but interesting movie. (8)  
**でも** The tour was fun. But I got tired. (12)  
**～けど** This curry is hot but tasty. (20)  
**しかし** Dancing is good for the health, so I will practice it every day from tomorrow. (19)  
…But excessive practice is not good for one's health.
5. **じゃ** This is an Italian wine. (3)  
…Well, I'll buy it.  
**～と** Push this button, and change will come out. (23)  
**～たら** If it rains, I will not go out. (25)
6. **～ても** Even if it rains, I will go out. (25)

# APPENDICES

## I. Numerals

0	ゼロ、れい	100	ひゃく
1	いち	200	にひゃく
2	に	300	さんびゃく
3	さん	400	よんひゃく
4	よん、し	500	ごひゃく
5	ご	600	ろっぴゃく
6	ろく	700	ななひゃく
7	なな、しち	800	はっぴゃく
8	はち	900	きゅうひゃく
9	きゅう、く		
10	じゅう	1,000	せん
11	じゅういち	2,000	にせん
12	じゅうに	3,000	さんぜん
13	じゅうさん	4,000	よんせん
14	じゅうよん、じゅうし	5,000	ごせん
15	じゅうご	6,000	ろくせん
16	じゅうろく	7,000	ななせん
17	じゅうなな、じゅうしち	8,000	はっせん
18	じゅうはち	9,000	きゅうせん
19	じゅうきゅう、じゅうく		
20	にじゅう	10,000	いちまん
30	さんじゅう	100,000	じゅうまん
40	よんじゅう	1,000,000	ひゃくまん
50	ごじゅう	10,000,000	せんまん
60	ろくじゅう	100,000,000	いちおく
70	ななじゅう、しちじゅう		
80	はちじゅう	17.5	じゅうななてんご
90	きゅうじゅう	0.83	れいてんはちさん
		$\frac{1}{2}$	にぶんのいち
		$\frac{3}{4}$	よんぶんのさん

## II. Expressions of time

day	morning	night
おととい the day before yesterday	おとといのあさ the morning before last	おとといのばん the night before last
きのう yesterday	きのうのあさ yesterday morning	きのうのばん last night
きょう today	けさ this morning	こんばん tonight
あした tomorrow	あしたのあさ tomorrow morning	あしたのばん tomorrow night
あさって the day after tomorrow	あさってのあさ the morning after next	あさってのばん the night after next
まいにち every day	まいあさ every morning	まいばん every night

week	month	year
せんせんしゅう (にしゅうかんまえ) the week before last	せんせんげつ (にかげつまえ) the month before last	おとし the year before last
せんしゅう last week	せんげつ last month	きよねん last year
こんしゅう this week	こんげつ this month	ことし this year
らいしゅう next week	らいげつ next month	らいねん next year
さらいしゅう the week after next	さらいげつ the month after next	さらいねん the year after next
まいしゅう every week	まいつき every month	まいとし、まいねん every year

## Telling time

o'clock 一時		minute 一分	
1	いちじ	1	いっぶん
2	にじ	2	にぶん
3	さんじ	3	さんぶん
4	よじ	4	よんぶん
5	ごじ	5	ごぶん
6	ろくじ	6	ろっぶん
7	しちじ	7	ななぶん、しちぶん
8	はちじ	8	はっぶん
9	くじ	9	きゅうぶん
10	じゅうじ	10	じゅうぶん、じっぶん
11	じゅういちじ	15	じゅうごぶん
12	じゅうにじ	30	さんじゅうぶん、さんじゅうぶんはん
?	なんじ	?	なんぶん

the days of the week ～曜日	
にちようび	Sunday
げつようび	Monday
かようび	Tuesday
すいようび	Wednesday
もくようび	Thursday
きんようび	Friday
どようび	Saturday
なんようび	what day

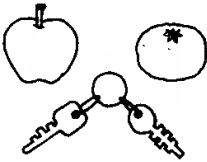

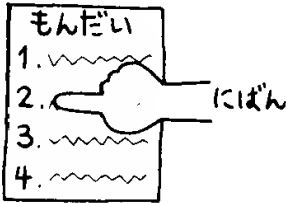





date			
month 一月		day 一日	
1	いちがつ	1	ついたち
2	にがつ	2	ふつか
3	さんがつ	3	みっか
4	しがつ	4	よっか
5	ごがつ	5	いつか
6	ろくがつ	6	むいか
7	しちがつ	7	なのか
8	はちがつ	8	ようか
9	くがつ	9	こののか
10	じゅうがつ	10	とおか
11	じゅういちがつ	11	じゅういちにち
12	じゅうにがつ	12	じゅうににち
?	なんがつ	13	じゅうさんにち
		14	じゅうよっか
		15	じゅうごにち
		16	じゅうろくにち
		17	じゅうしちにち
		18	じゅうはちにち
		19	じゅうくにち
		20	はつか
		21	にじゅういちにち
		22	にじゅうににち
		23	にじゅうさんにち
		24	にじゅうよっか
		25	にじゅうごにち
		26	にじゅうろくにち
		27	にじゅうしちにち
		28	にじゅうはちにち
		29	にじゅうくにち
		30	さんじゅうにち
		31	さんじゅういちにち
		?	なんにち


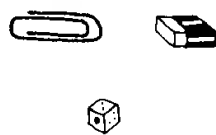
### III. Expressions of period

time duration		
	hour - 時間	minute - 分
1	いちじかん	いっぷん
2	にじかん	にふん
3	さんじかん	さんぷん
4	よじかん	よんぷん
5	ごじかん	ごふん
6	ろくじかん	ろっぷん
7	ななじかん、しちじかん	ななふん、しちふん
8	はちじかん	はっぷん
9	くじかん	きゅうふん
10	じゅうじかん	じゅうぷん、じっぷん
?	なんじかん	なんぷん

period				
	day - 日	week - 週間	month - か月	year - 年
1	いちにち	いっしゅうかん	いっかげつ	いちねん
2	ふつか	にしゅうかん	にかげつ	にねん
3	みっか	さんしゅうかん	さんかげつ	さんねん
4	よっか	よんしゅうかん	よんかげつ	よねん
5	いつか	ごしゅうかん	ごかげつ	ごねん
6	むいか	ろくしゅうかん	ろっかげつ、はんとし	ろくねん
7	なのか	ななしゅうかん、しちしゅうかん	ななかげつ、しちかげつ	ななねん、しちねん
8	ようか	はっしゅうかん	はちかげつ、はっかげつ	はちねん
9	こののか	きゅうしゅうかん	きゅうかげつ	きゅうねん
10	とおか	じゅうしゅうかん、じっしゅうかん	じゅうかげつ、じっかげつ	じゅうねん
?	なんにち	なんしゅうかん	なんかげつ	なんねん

# IV. Counters

	 things	 persons -人	 order -番	 thin & flat things -枚
1	ひとつ	ひとり	いちばん	いちまい
2	ふたつ	ふたり	にばん	にまい
3	みっつ	さんにん	さんばん	さんまい
4	よっつ	よにん	よんばん	よんまい
5	いっつ	ごにん	ごばん	ごまい
6	むっつ	ろくにん	ろくばん	ろくまい
7	ななつ	ななにん、しちにん	ななばん	ななまい
8	やっつ	はちにん	はちばん	はちまい
9	ここのつ	きゅうにん	きゅうばん	きゅうまい
10	とお	じゅうにん	じゅうばん	じゅうまい
?	いくつ	なんにん	なんばん	なんまい
	 machines & vehicles -台	 age -歳	 books & notebooks -冊	 clothes -着
1	いちだい	いっさい	いっさつ	いっちやく
2	にだい	にさい	にさつ	にちやく
3	さんだい	さんさい	さんさつ	さんちやく
4	よんだい	よんさい	よんさつ	よんちやく
5	ごだい	ごさい	ごさつ	ごちやく
6	ろくだい	ろくさい	ろくさつ	ろくちやく
7	ななだい	ななさい	ななさつ	ななちやく
8	はちだい	はっさい	はっさつ	はっちやく
9	きゅうだい	きゅうさい	きゅうさつ	きゅうちやく
10	じゅうだい	じゅうさい、じっさい	じゅうさつ、じっさつ	じゅうちやく、じっちやく
?	なんだい	なんさい	なんさつ	なんちやく



frequency

small things

shoes & socks

houses




一回

一個

一足

一軒

1	いっかい	いっこ	いっそく	いっけん
2	にかい	にこ	にそく	にけん
3	さんかい	さんこ	さんぞく	さんげん
4	よんかい	よんこ	よんそく	よんけん
5	ごかい	ごこ	ごそく	ごけん
6	ろっかい	ろっこ	ろくそく	ろっけん
7	ななかい	ななこ	ななそく	ななけん
8	はっかい	はっこ	はっそく	はっけん
9	きゅうかい	きゅうこ	きゅうそく	きゅうけん
10	じゅうかい、じっかい	じゅうこ、じっこ	じゅうそく、じっそく	じゅうけん、じっけん
?	なんかい	なんこ	なんぞく	なんげん



floors of a building

thin & long things

drinks & so on in cups & glasses

small animals, fish & insects

一階

一本

一杯

一匹

1	いっかい	いっぽん	いっぱい	いっぴき
2	にかい	にほん	にはい	にひき
3	さんがい	さんぽん	さんばい	さんびき
4	よんかい	よんほん	よんはい	よんひき
5	ごかい	ごほん	ごはい	ごひき
6	ろっかい	ろっぽん	ろっぱい	ろっぴき
7	ななかい	ななほん	ななはい	ななひき
8	はっかい	はっぽん	はっぱい	はっぴき
9	きゅうかい	きゅうほん	きゅうはい	きゅうひき
10	じゅうかい、じっかい	じゅうぽん、じっぽん	じゅうぱい、じっぱい	じゅうひき、じっひき
?	なんがい	なんぽん	なんぱい	なんびき

# V. Conjugation of verbs

## I -group

	ます-form		て-form	dictionary form
会います [ともだちに～]	あ <span style="border-left: 1px dashed black;">い</span> ます		あ <span style="border-left: 1px dashed black;">っ</span> て	あ <span style="border-left: 1px dashed black;">う</span>
遊びます	あ <span style="border-left: 1px dashed black;">そ</span> びます		あ <span style="border-left: 1px dashed black;">そ</span> んで	あ <span style="border-left: 1px dashed black;">そ</span> ぶ
洗います	あ <span style="border-left: 1px dashed black;">ら</span> い <span style="border-left: 1px dashed black;">ま</span> す		あ <span style="border-left: 1px dashed black;">ら</span> って	あ <span style="border-left: 1px dashed black;">ら</span> う
あります	あ <span style="border-left: 1px dashed black;">り</span> ます		あ <span style="border-left: 1px dashed black;">っ</span> て	あ <span style="border-left: 1px dashed black;">る</span>
あります	あ <span style="border-left: 1px dashed black;">り</span> ます		あ <span style="border-left: 1px dashed black;">っ</span> て	あ <span style="border-left: 1px dashed black;">る</span>
あります [おまつりが～]	あ <span style="border-left: 1px dashed black;">り</span> ます		あ <span style="border-left: 1px dashed black;">っ</span> て	あ <span style="border-left: 1px dashed black;">る</span>
歩きます [みちを～]	あ <span style="border-left: 1px dashed black;">る</span> き <span style="border-left: 1px dashed black;">ま</span> す		あ <span style="border-left: 1px dashed black;">る</span> いて	あ <span style="border-left: 1px dashed black;">る</span> く
言います	い <span style="border-left: 1px dashed black;">い</span> ます		い <span style="border-left: 1px dashed black;">っ</span> て	い <span style="border-left: 1px dashed black;">う</span>
行きます	い <span style="border-left: 1px dashed black;">き</span> ます		い <span style="border-left: 1px dashed black;">っ</span> て	い <span style="border-left: 1px dashed black;">く</span>
急ぎます	い <span style="border-left: 1px dashed black;">そ</span> ぎ <span style="border-left: 1px dashed black;">ま</span> す		い <span style="border-left: 1px dashed black;">そ</span> いで	い <span style="border-left: 1px dashed black;">そ</span> ぐ
要ります [ビザが～]	い <span style="border-left: 1px dashed black;">り</span> ます		い <span style="border-left: 1px dashed black;">っ</span> て	い <span style="border-left: 1px dashed black;">る</span>
動きます [とけいが～]	う <span style="border-left: 1px dashed black;">ご</span> き <span style="border-left: 1px dashed black;">ま</span> す		う <span style="border-left: 1px dashed black;">ご</span> いて	う <span style="border-left: 1px dashed black;">ご</span> く
歌います	う <span style="border-left: 1px dashed black;">た</span> い <span style="border-left: 1px dashed black;">ま</span> す		う <span style="border-left: 1px dashed black;">た</span> って	う <span style="border-left: 1px dashed black;">た</span> う
売ります	う <span style="border-left: 1px dashed black;">り</span> ます		う <span style="border-left: 1px dashed black;">っ</span> て	う <span style="border-left: 1px dashed black;">る</span>
置きます	お <span style="border-left: 1px dashed black;">き</span> ます		お <span style="border-left: 1px dashed black;">い</span> て	お <span style="border-left: 1px dashed black;">く</span>
送ります	お <span style="border-left: 1px dashed black;">く</span> り <span style="border-left: 1px dashed black;">ま</span> す		お <span style="border-left: 1px dashed black;">く</span> って	お <span style="border-left: 1px dashed black;">く</span> る
送ります [ひとを～]	お <span style="border-left: 1px dashed black;">く</span> り <span style="border-left: 1px dashed black;">ま</span> す		お <span style="border-left: 1px dashed black;">く</span> って	お <span style="border-left: 1px dashed black;">く</span> る
押します	お <span style="border-left: 1px dashed black;">し</span> ます		お <span style="border-left: 1px dashed black;">し</span> て	お <span style="border-left: 1px dashed black;">す</span>
思います	お <span style="border-left: 1px dashed black;">も</span> い <span style="border-left: 1px dashed black;">ま</span> す		お <span style="border-left: 1px dashed black;">も</span> って	お <span style="border-left: 1px dashed black;">も</span> う
思い出します	お <span style="border-left: 1px dashed black;">も</span> い <span style="border-left: 1px dashed black;">だ</span> し <span style="border-left: 1px dashed black;">ま</span> す		お <span style="border-left: 1px dashed black;">も</span> い <span style="border-left: 1px dashed black;">だ</span> して	お <span style="border-left: 1px dashed black;">も</span> い <span style="border-left: 1px dashed black;">だ</span> す
泳ぎます	お <span style="border-left: 1px dashed black;">よ</span> ぎ <span style="border-left: 1px dashed black;">ま</span> す		お <span style="border-left: 1px dashed black;">よ</span> いで	お <span style="border-left: 1px dashed black;">よ</span> ぐ
終わります	お <span style="border-left: 1px dashed black;">わ</span> り <span style="border-left: 1px dashed black;">ま</span> す		お <span style="border-left: 1px dashed black;">わ</span> って	お <span style="border-left: 1px dashed black;">わ</span> る
買います	か <span style="border-left: 1px dashed black;">い</span> ます		か <span style="border-left: 1px dashed black;">っ</span> て	か <span style="border-left: 1px dashed black;">う</span>
返します	か <span style="border-left: 1px dashed black;">え</span> し <span style="border-left: 1px dashed black;">ま</span> す		か <span style="border-left: 1px dashed black;">え</span> して	か <span style="border-left: 1px dashed black;">え</span> す
帰ります	か <span style="border-left: 1px dashed black;">え</span> り <span style="border-left: 1px dashed black;">ま</span> す		か <span style="border-left: 1px dashed black;">え</span> って	か <span style="border-left: 1px dashed black;">え</span> る
かかります	か <span style="border-left: 1px dashed black;">か</span> り <span style="border-left: 1px dashed black;">ま</span> す		か <span style="border-left: 1px dashed black;">か</span> って	か <span style="border-left: 1px dashed black;">か</span> る
書きます	か <span style="border-left: 1px dashed black;">き</span> ます		か <span style="border-left: 1px dashed black;">い</span> て	か <span style="border-left: 1px dashed black;">く</span>
貸します	か <span style="border-left: 1px dashed black;">し</span> ます		か <span style="border-left: 1px dashed black;">し</span> て	か <span style="border-left: 1px dashed black;">す</span>
勝ちます	か <span style="border-left: 1px dashed black;">ち</span> ます		か <span style="border-left: 1px dashed black;">っ</span> て	か <span style="border-left: 1px dashed black;">つ</span>
かぶります [ぼうしを～]	か <span style="border-left: 1px dashed black;">ぶ</span> り <span style="border-left: 1px dashed black;">ま</span> す		か <span style="border-left: 1px dashed black;">ぶ</span> って	か <span style="border-left: 1px dashed black;">ぶ</span> る

ない-form		た-form	meaning	lesson
あわ	ない	あった	meet [a friend]	6
あそば	ない	あそんだ	enjoy oneself, play	13
あらわ	ない	あらった	wash	18
—	ない	あった	have	9
—	ない	あった	exist, be (inanimate things)	10
—	ない	あった	[a festival] be held, take place	21
あるか	ない	あるいた	walk [along a road]	23
いわ	ない	いった	say	21
いか	ない	いった	go	5
いそが	ない	いそいだ	hurry	14
いら	ない	いった	need, require [a visa]	20
うごか	ない	うごいた	[a watch] move, work	23
うたわ	ない	うたった	sing	18
うら	ない	うった	sell	15
おか	ない	おいた	put	15
おくら	ない	おくった	send	7
おくら	ない	おくった	escort [someone], go with	24
おさ	ない	おした	push, press	16
おもわ	ない	おもった	think	21
おもいださ	ない	おもいだした	remember, recollect	15
およが	ない	およいだ	swim	13
おわら	ない	おわった	finish	4
かわ	ない	かった	buy	6
かえさ	ない	かえした	give back, return	17
かえら	ない	かえった	go home, return	5
かから	ない	かかった	take (referring to time or money)	11
かか	ない	かいた	write, draw, paint	6
かさ	ない	かした	lend	7
かた	ない	かった	win	21
かぶら	ない	かぶった	put on [a hat, etc.]	22

	ます-form		て-form	dictionary form				
聞きます	きき	ます	きいて	きく				
聞きます [せんせいに ~]	きき	ます	きいて	きく				
切ります	きり	ます	きって	きる				
消します	けし	ます	けして	けす				
触ります [ドアに ~]	さわ	ります	さわって	さわる				
知ります	しり	ます	しって	しる				
吸います [たばこを ~]	すい	ます	すって	すう				
住みます	すみ	ます	すんで	すむ				
座ります	すわり	ます	すわって	すわる				
立ちます	たち	ます	たって	たつ				
出します [てがみを ~]	だし	ます	だして	だす				
出します	だし	ます	だして	だす				
出します [レポートを ~]	だし	ます	だして	だす				
使います	つか	います	つかって	つかう				
着きます [えきに ~]	つき	ます	ついて	つく				
作ります、造ります	つくり	ます	つくって	つくる				
連れて行きます	つれて	いきます	つれて	いって	つれて	いく		
手伝います	てつ	だ	います	てつ	だ	って	てつ	だ
泊まります [ホテルに ~]	とまり	ます	とまって	とまる				
取ります	とり	ます	とって	とる				
撮ります [しゃしんを ~]	とり	ます	とって	とる				
取ります [としを ~]	とり	ます	とって	とる				
直します	なお	し	ます	なお	して	なお	す	
なくします	なく	し	ます	なく	して	なく	す	
習います	なら	い	ます	なら	って	なら	う	
なります	なり	ます	なって	なる				
脱ぎます	ぬぎ	ます	ぬいで	ぬぐ				
登ります [やまに ~]	のぼ	り	ます	のぼ	って	のぼ	る	
飲みます	のみ	ます	のんで	のむ				
飲みます [くすりを ~]	のみ	ます	のんで	のむ				

ない-form		た-form	meaning	lesson
きか	ない	きいた	hear, listen	6
きか	ない	きいた	ask [a teacher]	23
きら	ない	きった	cut, slice	7
けさ	ない	けした	turn off	14
さわら	ない	さわった	touch [a door]	23
しら	ない	しった	get to know	15
すわ	ない	すった	smoke [a cigarette]	6
すま	ない	すんだ	be going to live	15
すわら	ない	すわった	sit down	15
たた	ない	たった	stand up	15
ださ	ない	だした	send [a letter]	13
ださ	ない	だした	take out, withdraw	16
ださ	ない	だした	hand in [a report]	17
つかわ	ない	つかった	use	15
つか	ない	ついた	arrive [at the station]	25
つくら	ない	つくった	make, produce	15
つれていか	ない	つれていった	take (someone)	24
てつだわ	ない	てつだった	help (with a task)	14
とまら	ない	とまった	stay [at a hotel]	19
とら	ない	とった	take, pass	14
とら	ない	とった	take [a photograph]	6
とら	ない	とった	grow old	25
なおさ	ない	なおした	repair, correct	20
なくさ	ない	なくした	lose	17
ならわ	ない	ならった	learn	7
なら	ない	なった	become	19
ぬが	ない	ぬいだ	take off (clothes, shoes, etc.)	17
のぼら	ない	のぼった	climb [a mountain]	19
のま	ない	のんだ	drink	6
のま	ない	のんだ	take [medicine]	17

	ます-form		て-form	dictionary form
乗ります [でんしゃに～]	のり	ます	のって	のる
入ります [きつさてんに～]	はいり	ます	はいって	はいる
入ります [だいがくに～]	はいり	ます	はいって	はいる
入ります [おふろに～]	はいり	ます	はいって	はいる
はきます [くつを～]	はき	ます	はいて	はく
働きます	はたらき	ます	はたらいて	はたらく
弾きます	ひき	ます	ひいて	ひく
引きます	ひき	ます	ひいて	ひく
降ります [あめが～]	ふり	ます	ふって	ふる
払います	はらい	ます	はらって	はらう
話します	はなし	ます	はなして	はなす
曲がります [みぎへ～]	まがり	ます	まがって	まがる
待ちます	まち	ます	まって	まつ
回します	まわし	ます	まわして	まわす
持ちます	もち	ます	もって	もつ
持って行きます	もっていき	ます	もって行って	もっていく
もらいます	もらい	ます	もらって	もらう
役に立ちます	やくにたち	ます	やくにたって	やくにたつ
休みます	やすみ	ます	やすんで	やすむ
休みます [かいしゃを～]	やすみ	ます	やすんで	やすむ
呼びます	よび	ます	よんで	よぶ
読みます	よみ	ます	よんで	よむ
わかります	わかり	ます	わかって	わかる
渡ります [はしを～]	わたり	ます	わたって	わたる

ない-form		た-form	meaning	lesson
のら	ない	のった	ride, get on [a train]	16
はいら	ない	はいった	enter [a coffee shop]	13
はいら	ない	はいった	enter [university]	16
はいら	ない	はいった	take [a bath]	17
はか	ない	はいた	put on [shoes, trousers, etc.]	22
はたらか	ない	はたらいた	work	4
ひか	ない	ひいた	play (stringed instrument or piano, etc.)	18
ひか	ない	ひいた	pull	23
ふら	ない	ふった	rain	14
はらわ	ない	はらった	pay	17
はなさ	ない	はなした	speak, talk	14
まがら	ない	まがった	turn [to the right]	14
また	ない	まった	wait	14
まわさ	ない	まわした	turn	23
もた	ない	もった	hold	14
もっていか	ない	もっていった	take (something)	17
もらわ	ない	もらった	receive	7
やくにたた	ない	やくにたった	be useful	21
やすま	ない	やすんだ	take a rest, take a holiday	4
やすま	ない	やすんだ	take a day off [work]	11
よば	ない	よんだ	call	14
よま	ない	よんだ	read	6
わから	ない	わかった	understand	9
わたら	ない	わたった	cross [a bridge]	23

## II - group

	ます-form	て-form	dictionary form
開けます	あけ ます	あけて	あける
あげます	あげ ます	あげて	あげる
集めます	あつめ ます	あつめて	あつめる
浴びます [シャワーを ~]	あび ます	あびて	あびる
います	い ます	いて	いる
います [こどもが ~]	い ます	いて	いる
います [にほんに ~]	い ます	いて	いる
入れます	いれ ます	いれて	入れる
いれます [コーヒーを ~]	いれ ます	いれて	入れる
生まれます	うまれ ます	うまれて	うまれる
起きます	おき ます	おきて	おきる
教えます	おしえ ます	おしえて	おしえる
教えます [じゅうしょを ~]	おしえ ます	おしえて	おしえる
覚えます	おぼえ ます	おぼえて	おぼえる
降ります [でんしゃを ~]	おり ます	おりて	おりる
換えます	かえ ます	かえて	かえる
変えます	かえ ます	かえて	かえる
かけます [でんわを ~]	かけ ます	かけて	かける
かけます [めがねを ~]	かけ ます	かけて	かける
借ります	かり ます	かりて	かりる
考えます	かんがえ ます	かんがえて	かんがえる
気をつけます [くるまに ~]	きをつけ ます	きをつけて	きをつける
着ます [シャツを ~]	き ます	きて	きる
くれます	くれ ます	くれて	くれる
閉めます	しめ ます	しめて	しめる
調べます	しらべ ます	しらべて	しらべる
捨てます	すて ます	すてて	すてる
食べます	たべ ます	たべて	たべる
足りません	たり ます	たりて	たりる
疲れます	つかれ ます	つかれて	つかれる

ない-form		た-form	meaning	lesson
あけ	ない	あけた	open	14
あげ	ない	あげた	give	7
あつめ	ない	あつめた	collect, gather	18
あび	ない	あびた	take [a shower]	16
い	ない	いた	exist, be (animate things)	10
い	ない	いた	have [a child]	11
い	ない	いた	stay, be [in Japan]	11
いれ	ない	いれた	put in, insert	16
いれ	ない	いれた	make [coffee]	24
うまれ	ない	うまれた	be born	22
おき	ない	おきた	get up, wake up	4
おしえ	ない	おしえた	teach	7
おしえ	ない	おしえた	tell [an address]	14
おぼえ	ない	おぼえた	memorize	17
おり	ない	おりた	get off [a train]	16
かえ	ない	かえた	exchange, change	18
かえ	ない	かえた	change	23
かけ	ない	かけた	make [a telephone call]	7
かけ	ない	かけた	put on [glasses]	22
かり	ない	かりた	borrow	7
かんがえ	ない	かんがえた	think, consider	25
きをつけ	ない	きをつけた	pay attention [to cars], take care	23
き	ない	きた	put on [shirt, etc.]	22
くれ	ない	くれた	give (me)	24
しめ	ない	しめた	close, shut	14
しらべ	ない	しらべた	check, investigate	20
すて	ない	すてた	throw away	18
たべ	ない	たべた	eat	6
たり	ない	たりた	be enough, be sufficient	21
つかれ	ない	つかれた	get tired	13

	ます-form	て-form	dictionary form
つけます	つけ ます	つけて	つける
出かけます	でかけ ます	でかけて	でかける
できます	でき ます	できて	できる
出ます [きっさてんを ~]	で ます	でて	でる
出ます [だいがくを ~]	で ます	でて	でる
出ます [おつりが ~]	で ます	でて	でる
止めます	とめ ます	とめて	とめる
寝ます	ね ます	ねて	ねる
乗り換えます	のりかえ ます	のりかえて	のりかえる
始めます	はじめ ます	はじめて	はじめる
負けます	まけ ます	まけて	まける
見せます	みせ ます	みせて	みせる
見ます	み ます	みて	みる
迎えます	むかえ ます	むかえて	むかえる
やめます [かいしゃを ~]	やめ ます	やめて	やめる
忘れます	わすれ ます	わすれて	わすれる

ない-form		た-form	meaning	lesson
つけ	ない	つけた	turn on	14
でかけ	ない	でかけた	go out	17
でき	ない	できた	be able to, can	18
で	ない	でた	go out [of a coffee shop]	13
で	ない	でた	graduate from [university]	16
で	ない	でた	[change] come out	23
とめ	ない	とめた	stop, park	14
ね	ない	ねた	sleep, go to bed	4
のりかえ	ない	のりかえた	change (trains, etc.)	16
はじめ	ない	はじめた	start, begin	14
まけ	ない	まけた	lose, be beaten	21
みせ	ない	みせた	show	14
み	ない	みた	see, look at, watch	6
むかえ	ない	むかえた	go to meet, welcome	13
やめ	ない	やめた	quit or retire from [a company], give up	16
わすれ	ない	わすれた	forget	17

### Ⅲ - group

	ます-form		て-form	dictionary form
案内します	案内し	ます	案内して	案内する
運転します	うんでんし	ます	うんでんして	うんでんする
買い物します	かいものし	ます	かいものして	かいものする
来ます	き	ます	きて	くる
結婚します	けっこんし	ます	けっこんして	けっこんする
見学します	けんがくし	ます	けんがくして	けんがくする
研究します	けんきゅうし	ます	けんきゅうして	けんきゅうする
コピーします	コピーし	ます	コピーして	コピーする
散歩します [こうえんを～]	さんぽし	ます	さんぽして	さんぽする
残業します	ざんぎょうし	ます	ざんぎょうして	ざんぎょうする
します	し	ます	して	する
修理します	しゅうりし	ます	しゅうりして	しゅうりする
出張します	しゅっちょうし	ます	しゅっちょうして	しゅっちょうする
紹介します	しょうかいし	ます	しょうかいして	しょうかいする
食事します	しょくじし	ます	しょくじして	しょくじする
心配します	しんぱいし	ます	しんぱいして	しんぱいする
説明します	せつめいし	ます	せつめいして	せつめいする
洗濯します	せんたくし	ます	せんたくして	せんたくする
掃除します	そうじし	ます	そうじして	そうじする
連れて来ます	つれてき	ます	つれてきて	つれてくる
電話します	でんわし	ます	でんわして	でんわする
引っ越しします	ひっこしし	ます	ひっこしして	ひっこしする
勉強します	べんきょうし	ます	べんきょうして	べんきょうする
持って来ます	もってき	ます	もってきて	もってくる
予約します	よやくし	ます	よやくして	よやくする
留学します	りゅうがくし	ます	りゅうがくして	りゅうがくする
練習します	れんしゅうし	ます	れんしゅうして	れんしゅうする

ない-form		た-form	meaning	lesson
あんないし	ない	あんないした	show around, show the way	24
うんてんし	ない	うんてんした	drive	18
かいものし	ない	かいものした	do shopping	13
こ	ない	きた	come	5
けっこんし	ない	けっこんした	marry, get married	13
けんがくし	ない	けんがくした	visit some place for study	18
けんきゅうし	ない	けんきゅうした	do research	15
コピーし	ない	コピーした	copy	14
さんぽし	ない	さんぽした	take a walk [in a park]	13
ざんぎょうし	ない	ざんぎょうした	work overtime	17
し	ない	した	do	6
しゅうりし	ない	しゅうりした	repair	20
しゅっちょうし	ない	しゅっちょうした	go on a business trip	17
しょうかいし	ない	しょうかいした	introduce	24
しょくじし	ない	しょくじした	have a meal, dine	13
しんぱいし	ない	しんぱいした	worry	17
せつめいし	ない	せつめいした	explain	24
せんたくし	ない	せんたくした	wash (clothes)	19
そうじし	ない	そうじした	clean (a room)	19
つれてこ	ない	つれてきた	bring (someone)	24
でんわし	ない	でんわした	phone*	20
ひっこしし	ない	ひっこしした	move (house)	23
べんきょうし	ない	べんきょうした	study	4
もってこ	ない	もってきた	bring (something)	17
よやくし	ない	よやくした	reserve, book	18
りゅうがくし	ない	りゅうがくした	study abroad	25
れんしゅうし	ない	れんしゅうした	practice	19

## Contributors

- 田中よね *Yone Tanaka*  
The Association for Overseas Technical Scholarship  
Matsushita Electric Industrial Co., LTD. Overseas Training Center  
Coordinator of Japanese Language Course
- 牧野昭子 *Akiko Makino*  
The Association for Overseas Technical Scholarship  
The Japan Foundation Japanese-Language Institute, Kansai
- 重川明美 *Akemi Shigekawa*  
The Association for Overseas Technical Scholarship  
Matsushita Electric Industrial Co., LTD. Overseas Training Center
- 御子神慶子 *Keiko Mikogami*  
The Association for Overseas Technical Scholarship  
Matsushita Electric Industrial Co., LTD. Overseas Training Center
- 古賀千世子 *Chiseko Koga*  
Kobe University International Students Center  
Matsushita Electric Industrial Co., LTD. Overseas Training Center
- 石井千尋 *Chihiro Ishii*  
YWCA Teachers' Association

## Editorial Advisors

- 石沢弘子 *Hiroko Ishizawa*  
The Association for Overseas Technical Scholarship
- 豊田宗周 *Munechika Toyoda*  
The Association for Overseas Technical Scholarship

写真提供

©オリオンプレス  
栃木県  
姫路市  
広島県

## Illustrator

- 田辺澄美 *Kiyomi Tanabe*

# みんなの日本語 初級 I 翻訳・文法解説 英語版

1998年3月16日 初版第1刷発行  
2000年4月7日 第4刷発行

編著者 株式会社 スリーエーネットワーク  
発行者 小川 巖  
発行 株式会社 スリーエーネットワーク  
〒101-0064 東京都千代田区猿樂町2-6-3 (松栄ビル)  
電話 営業 03(3292)5751  
編集 03(3292)6521

印刷 日本印刷株式会社

不許複製

ISBN4-88319-107-9 C0081

落丁・乱丁本はお取替えいたします。

# スリーイーネットワークの日本語教材

価格はすべて税別

## 『しんにほんごのきそ』シリーズ姉妹版

みんなの日本語 初級 I 本冊	2,500円
みんなの日本語 初級 I 翻訳・文法解説 英語版	2,000円
みんなの日本語 初級 I 翻訳・文法解説 韓国語版	2,000円
みんなの日本語 初級 I 翻訳・文法解説 中国語版	2,000円
みんなの日本語 初級 I カセットテープ (4巻)	6,000円

みんなの日本語 初級 II 本冊	2,500円
みんなの日本語 初級 II 翻訳・文法解説 英語版	2,000円
みんなの日本語 初級 II 翻訳・文法解説 韓国語版	2,000円
みんなの日本語 初級 II カセットテープ (4巻)	6,000円

スリーイーネットワーク 編著

## 好評発売中



話そう 考えよう 初級日本事情 B5判 72頁 1,000円  
話そう 考えよう 初級日本事情 教師用 B5判 55頁 800円  
福岡日本語センター「日本事情」プロジェクト 著

●日本語力はまだまだ。でも「日本を知りたい！」そんな学習者のために。



はじめのいっぽ 英語版 B5判 208頁 2,233円  
はじめのいっぽ ポルトガル語版 B5判 208頁 2,200円  
はじめのいっぽ スペイン語版 B5判 208頁 2,200円  
はじめのいっぽ カセットテープ 20分1巻 952円

谷口すみ子・萬浪絵理・稲子あゆみ・萩原弘毅 著

●コミュニケーションを円滑に進めるテクニックがよくわかる日本語入門テキスト。



日本語初中級 理解から発話へ B5判 本文・語彙220頁 解答・留意点35頁 1,942円  
日本語初中級 練習問題 B5判 本文80頁 解答12頁 1,000円  
日本語初中級 カセットテープ 90分2巻 3,000円

名古屋YWCA教材作成グループ 著

●中級に進む前段階で日本語の基本的な構造を把握し、運用できる能力を養う。



ビジネスのための日本語 中級 B5判 190頁 2,500円  
ビジネスのための日本語 カセットテープ 45分1巻 2,400円

米田隆介・藤井和子・重野美枝・池田広子 著

●ビジネスの現場ですぐに役立つ会話表現に焦点を当てたテキスト。

みんなの日本語

初級I翻訳・文法解説英語版

English [I]

フリーキーネットワーク

# Minna no Nihongo